

Product Datasheet

LZTR2 Antibody - BSA Free

NBP1-77122

Unit Size: 0.1 mg

Store at 4C short term. Aliquot and store at -20C long term. Avoid freeze-thaw cycles.

www.novusbio.com



technical@novusbio.com

Protocols, Publications, Related Products, Reviews, Research Tools and Images at:
www.novusbio.com/NBP1-77122

Updated 9/9/2025 v.20.1

Earn rewards for product
reviews and publications.

Submit a publication at www.novusbio.com/publications

Submit a review at www.novusbio.com/reviews/destination/NBP1-77122



NBP1-77122

LZTR2 Antibody - BSA Free

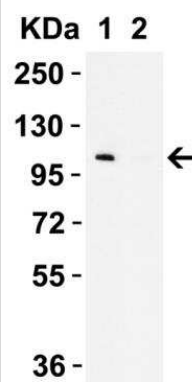
Product Information	
Unit Size	0.1 mg
Concentration	1 mg/ml
Storage	Store at 4C short term. Aliquot and store at -20C long term. Avoid freeze-thaw cycles.
Clonality	Polyclonal
Preservative	0.02% Sodium Azide
Isotype	IgG
Purity	Peptide affinity purified
Buffer	PBS

Product Description	
Description	Novus Biologicals Rabbit LZTR2 Antibody - BSA Free (NBP1-77122) is a polyclonal antibody validated for use in IHC, WB, ELISA and ICC/IF. All Novus Biologicals antibodies are covered by our 100% guarantee.
Host	Rabbit
Gene ID	89866
Gene Symbol	SEC16B
Species	Human, Mouse, Rat
Immunogen	Antibody was raised against an 18 amino acid synthetic peptide near the carboxy terminus of human LZTR2. The immunogen is located within the last 50 amino acids of LZTR2. Amino Acid Sequence: TSLNRPNRLAQRRYPTQP

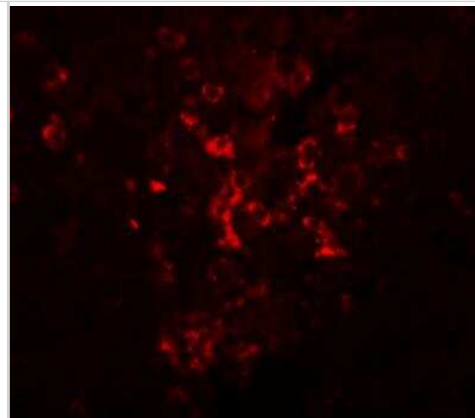
Product Application Details	
Applications	Western Blot, Immunohistochemistry-Paraffin, ELISA, Immunocytochemistry/Immunofluorescence, Immunohistochemistry
Recommended Dilutions	Western Blot 1 ug/mL, ELISA 1:100 - 1:2000, Immunohistochemistry 5 ug/mL, Immunocytochemistry/ Immunofluorescence 20 ug/mL, Immunohistochemistry-Paraffin 5 ug/mL

Images

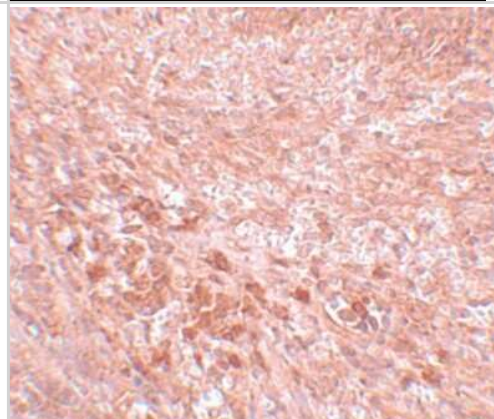
Western Blot: LZTR2 Antibody [NBP1-77122] - WB Validation in 293 Cells. Loading: 10 ug of cell lysate. Antibodies: LZTR2 5623-1001, 0.5 ug/mL, 1 h incubation at RT in 5% NFDN/TBST. Secondary: Goat Anti-Rabbit IgG HRP conjugate at 1:10000 dilution. Exposure: 10 sec. Lane 1: In the absence of peptide blocking. Lane 2: In the presence of peptide blocking.



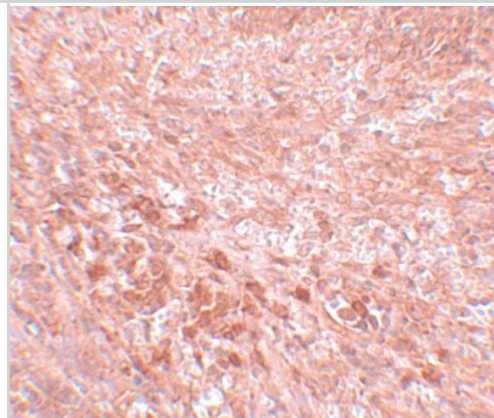
Immunocytochemistry/Immunofluorescence: LZTR2 Antibody [NBP1-77122] - Mouse kidney tissue



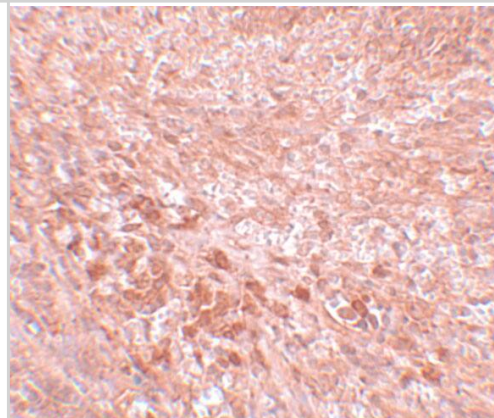
Immunohistochemistry-Paraffin: LZTR2 Antibody [NBP1-77122] - Mouse kidney tissue with LZTR2 antibody at 5 ug/mL.



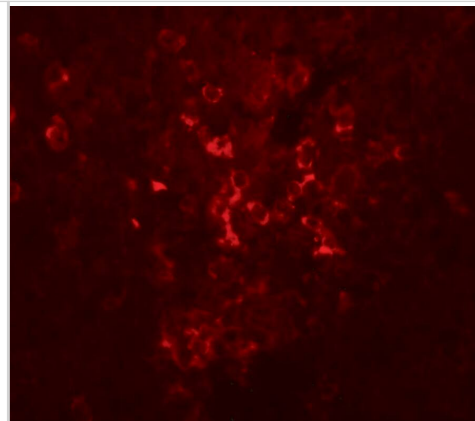
Immunohistochemistry: LZTR2 Antibody - BSA Free [NBP1-77122] - Immunohistochemistry of LZTR2 in mouse kidney tissue with LZTR2 antibody at 5 u/mL.



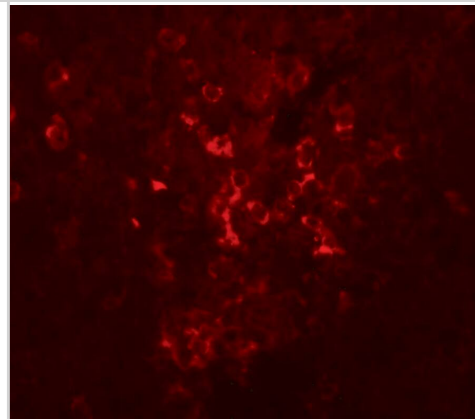
Immunohistochemistry: LZTR2 Antibody - BSA Free [NBP1-77122] - Immunohistochemistry of LZTR2 in mouse kidney tissue with LZTR2 antibody at 5 u/mL.



Immunocytochemistry/ Immunofluorescence: LZTR2 Antibody - BSA Free [NBP1-77122] - Immunofluorescence of LZTR2 in mouse kidney tissue with LZTR2 antibody at 20 u/mL.



Immunocytochemistry/ Immunofluorescence: LZTR2 Antibody - BSA Free [NBP1-77122] - Immunofluorescence of LZTR2 in mouse kidney tissue with LZTR2 antibody at 20 u/mL.





Novus Biologicals USA

10730 E. Briarwood Avenue
Centennial, CO 80112
USA
Phone: 303.730.1950
Toll Free: 1.888.506.6887
Fax: 303.730.1966
nb-customerservice@bio-techne.com

Bio-Techne Canada

21 Canmotor Ave
Toronto, ON M8Z 4E6
Canada
Phone: 905.827.6400
Toll Free: 855.668.8722
Fax: 905.827.6402
canada.inquires@bio-techne.com

Bio-Techne Ltd

19 Barton Lane
Abingdon Science Park
Abingdon, OX14 3NB, United Kingdom
Phone: (44) (0) 1235 529449
Free Phone: 0800 37 34 15
Fax: (44) (0) 1235 533420
info.EMEA@bio-techne.com

General Contact Information

www.novusbio.com
Technical Support: nb-technical@bio-techne.com
Orders: nb-customerservice@bio-techne.com
General: novus@novusbio.com

Products Related to NBP1-77122

NBP1-77122PEP	LZTR2 Antibody Blocking Peptide
NBP2-33376H	Blue Marker Antibody (6F4-F6) [HRP]
HAF008	Goat anti-Rabbit IgG Secondary Antibody [HRP]
NB7160	Goat anti-Rabbit IgG (H+L) Secondary Antibody [HRP]
NBP2-24891	Rabbit IgG Isotype Control

Limitations

This product is for research use only and is not approved for use in humans or in clinical diagnosis. Primary Antibodies are guaranteed for 1 year from date of receipt.

For more information on our 100% guarantee, please visit www.novusbio.com/guarantee

Earn gift cards/discounts by submitting a review: www.novusbio.com/reviews/submit/NBP1-77122

Earn gift cards/discounts by submitting a publication using this product:
www.novusbio.com/publications

