

# Product Datasheet

## GATA-3 Antibody - BSA Free

### NBP1-77115

Unit Size: 0.1 mg

Store at 4C short term. Aliquot and store at -20C long term. Avoid freeze-thaw cycles.

[www.novusbio.com](http://www.novusbio.com)



[technical@novusbio.com](mailto:technical@novusbio.com)

#### Publications: 1

Protocols, Publications, Related Products, Reviews, Research Tools and Images at:  
[www.novusbio.com/NBP1-77115](http://www.novusbio.com/NBP1-77115)

Updated 3/4/2026 v.20.1

Earn rewards for product  
reviews and publications.

Submit a publication at [www.novusbio.com/publications](http://www.novusbio.com/publications)

Submit a review at [www.novusbio.com/reviews/destination/NBP1-77115](http://www.novusbio.com/reviews/destination/NBP1-77115)



**NBP1-77115**

GATA-3 Antibody - BSA Free

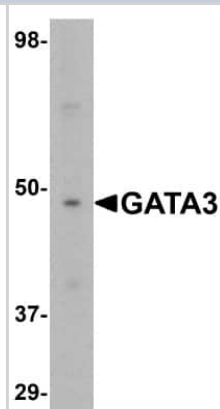
Product Information	
Unit Size	0.1 mg
Concentration	1 mg/ml
Storage	Store at 4C short term. Aliquot and store at -20C long term. Avoid freeze-thaw cycles.
Clonality	Polyclonal
Preservative	0.02% Sodium Azide
Isotype	IgG
Purity	Peptide affinity purified
Buffer	PBS
Target Molecular Weight	49 kDa

Product Description	
Host	Rabbit
Gene ID	2625
Gene Symbol	GATA3
Species	Human, Mouse, Rat
Immunogen	Antibody was raised against a 17 amino acid synthetic peptide near the carboxy terminus of human GATA3. The immunogen is located within amino acids 340 - 390 of GATA3. Amino Acid Squence: KEGIQTRNRKMSSKSKK

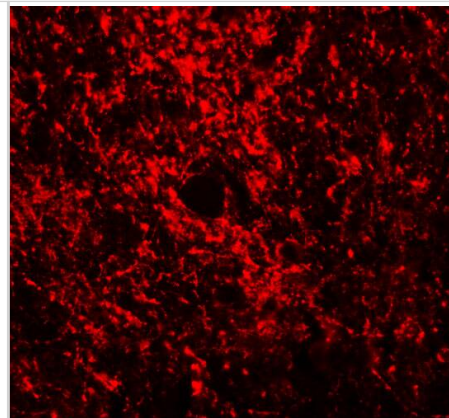
Product Application Details	
Applications	Western Blot, Immunohistochemistry-Paraffin, ELISA, Immunocytochemistry/ Immunofluorescence, Immunohistochemistry
Recommended Dilutions	Western Blot 1-2 ug/ml, ELISA 1:100-1:2000, Immunohistochemistry 2.5 ug/ml, Immunocytochemistry/ Immunofluorescence 20 ug/mL, Immunohistochemistry-Paraffin 2.5 ug/ml

**Images**

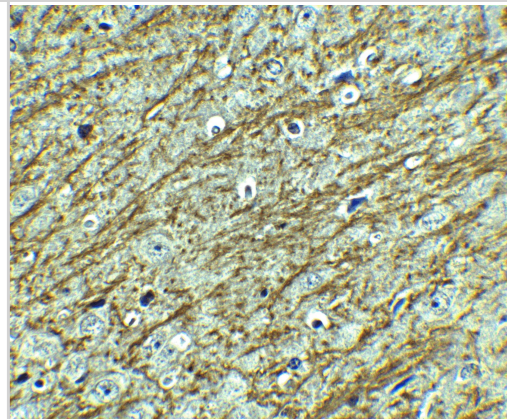
Western Blot: GATA-3 Antibody [NBP1-77115] - Analysis in K562 cell lysate with antibody at 1 ug/mL.



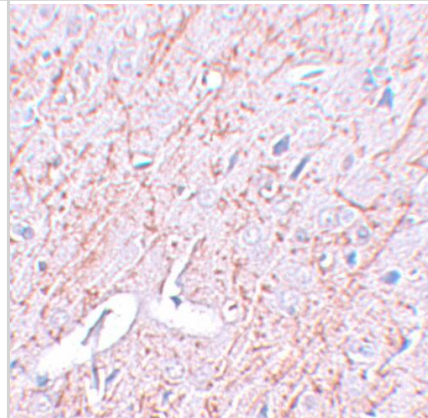
Immunocytochemistry/ Immunofluorescence: GATA-3 Antibody - BSA Free [NBP1-77115] - Immunofluorescence of GATA-3 in Rat Brain tissue with GATA-3 antibody at 20 u/mL.



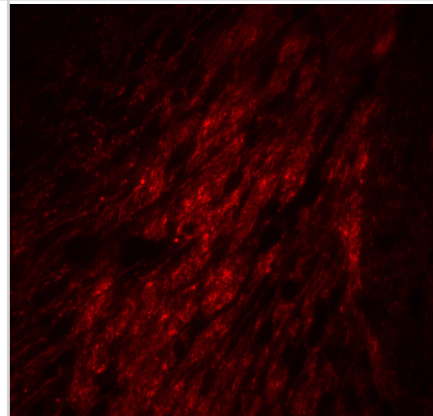
Immunohistochemistry: GATA-3 Antibody - BSA Free [NBP1-77115] - Immunohistochemistry of GATA-3 in mouse brain tissue with GATA-3 antibody at 2.5 ug/ml.



Immunohistochemistry: GATA-3 Antibody - BSA Free [NBP1-77115] - Immunohistochemistry of GATA-3 in rat brain tissue with GATA-3 antibody at 2.5 ug/mL.



Immunocytochemistry/ Immunofluorescence: GATA-3 Antibody - BSA Free [NBP1-77115] - Immunofluorescence of GATA-3 in mouse brain tissue with GATA-3 Antibody at 20 ug/mL.



## Publications

Han L, Huang Y, Fu Q et al. Tracking the response to *Pseudomonas aeruginosa* infection in ozone-induced chronic obstructive pulmonary disease mouse models *Biomedicine & pharmacotherapy = Biomedecine & pharmacotherapie* 2022-04-19 [PMID: 35453008] (IF/IHC, Mouse)



### **Novus Biologicals USA**

10730 E. Briarwood Avenue  
Centennial, CO 80112  
USA  
Phone: 303.730.1950  
Toll Free: 1.888.506.6887  
Fax: 303.730.1966  
nb-customerservice@bio-techne.com

### **Bio-Techne Canada**

21 Canmotor Ave  
Toronto, ON M8Z 4E6  
Canada  
Phone: 905.827.6400  
Toll Free: 855.668.8722  
Fax: 905.827.6402  
canada.inquires@bio-techne.com

### **Bio-Techne Ltd**

19 Barton Lane  
Abingdon Science Park  
Abingdon, OX14 3NB, United Kingdom  
Phone: (44) (0) 1235 529449  
Free Phone: 0800 37 34 15  
Fax: (44) (0) 1235 533420  
info.EMEA@bio-techne.com

### **General Contact Information**

www.novusbio.com  
Technical Support: nb-technical@bio-techne.com  
Orders: nb-customerservice@bio-techne.com  
General: novus@novusbio.com

### **Products Related to NBP1-77115**

---

NBP1-77115PEP	GATA-3 Antibody Blocking Peptide
HAF008	Goat anti-Rabbit IgG Secondary Antibody [HRP]
NB7160	Goat anti-Rabbit IgG (H+L) Secondary Antibody [HRP]
NBP2-24891	Rabbit IgG Isotype Control

---

### **Limitations**

This product is for research use only and is not approved for use in humans or in clinical diagnosis. Primary Antibodies are guaranteed for 1 year from date of receipt.

For more information on our 100% guarantee, please visit [www.novusbio.com/guarantee](http://www.novusbio.com/guarantee)

Earn gift cards/discounts by submitting a review: [www.novusbio.com/reviews/submit/NBP1-77115](http://www.novusbio.com/reviews/submit/NBP1-77115)

Earn gift cards/discounts by submitting a publication using this product:  
[www.novusbio.com/publications](http://www.novusbio.com/publications)

