

Product Datasheet

REEP3 Antibody - BSA Free NBP1-77105

Unit Size: 0.1 mg

Store at 4C short term. Aliquot and store at -20C long term. Avoid freeze-thaw cycles.

www.novusbio.com



technical@novusbio.com

Protocols, Publications, Related Products, Reviews, Research Tools and Images at:
www.novusbio.com/NBP1-77105

Updated 3/4/2026 v.20.1

Earn rewards for product
reviews and publications.

Submit a publication at www.novusbio.com/publications

Submit a review at www.novusbio.com/reviews/destination/NBP1-77105



NBP1-77105

REEP3 Antibody - BSA Free

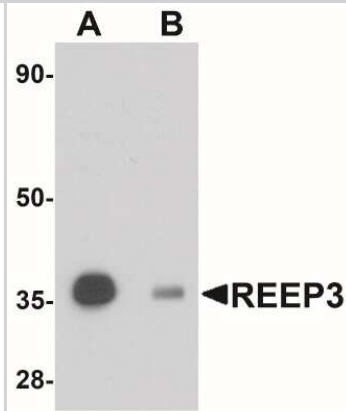
Product Information	
Unit Size	0.1 mg
Concentration	1 mg/ml
Storage	Store at 4C short term. Aliquot and store at -20C long term. Avoid freeze-thaw cycles.
Clonality	Polyclonal
Preservative	0.02% Sodium Azide
Isotype	IgG
Purity	Peptide affinity purified
Buffer	PBS

Product Description	
Host	Rabbit
Gene ID	221035
Gene Symbol	REEP3
Species	Human, Mouse, Rat
Immunogen	Antibody was raised against a 17 amino acid synthetic peptide near the carboxy terminus of human REEP3. The immunogen is located within the last 50 amino acids of REEP3. Amino Acid Squence: GRKEVRYGSLKYKVKKR

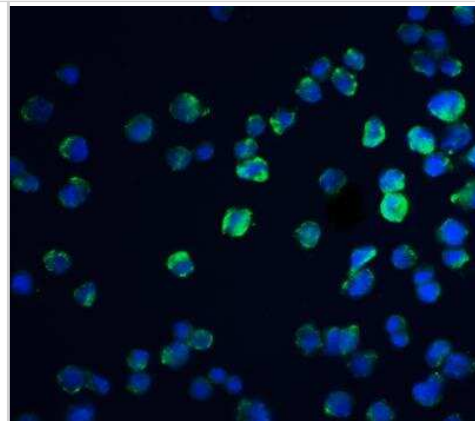
Product Application Details	
Applications	Western Blot, Immunohistochemistry-Paraffin, ELISA, Immunocytochemistry/Immunofluorescence, Immunohistochemistry
Recommended Dilutions	Western Blot 1 ug/ml, ELISA 1:100-1:2000, Immunohistochemistry 5 ug/ml, Immunocytochemistry/ Immunofluorescence 20 ug/ml, Immunohistochemistry-Paraffin 5 ug/ml

Images

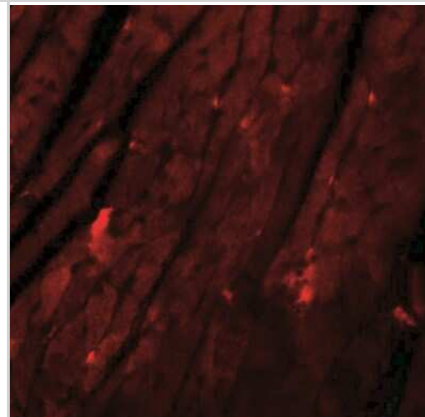
Western Blot: REEP3 Antibody [NBP1-77105] - Rat heart tissue lysate at 1 ug/mL in (A) the absence and (B) the presence of blocking peptide.



Immunocytochemistry/Immunofluorescence: REEP3 Antibody [NBP1-77105] - Immunofluorescence of REEP3 in A431 cells with REEP3 antibody at 20 ug/mL. Green: (NBP1-77105) Blue: DAPI staining



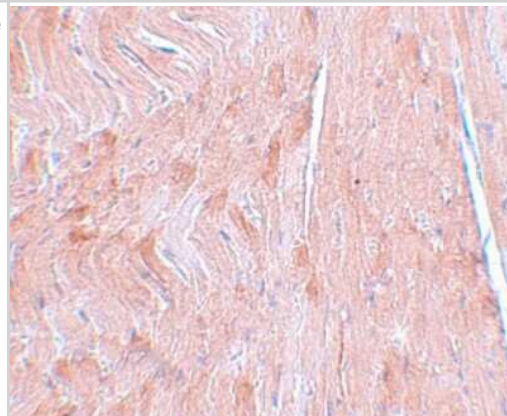
Immunohistochemistry: REEP3 Antibody [NBP1-77105] - Immunofluorescence of REEP3 in mouse heart tissue with REEP3 antibody at 20 ug/mL.



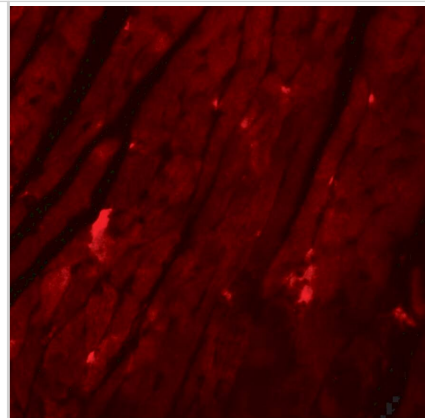
Immunocytochemistry/Immunofluorescence: REEP3 Antibody [NBP1-77105] - Immunocytochemistry of REEP3 in A431 cells with REEP3 antibody at 5 ug/mL.



Immunohistochemistry-Paraffin: REEP3 Antibody [NBP1-77105] - Mouse heart tissue with REEP3 antibody at 5 ug/mL.

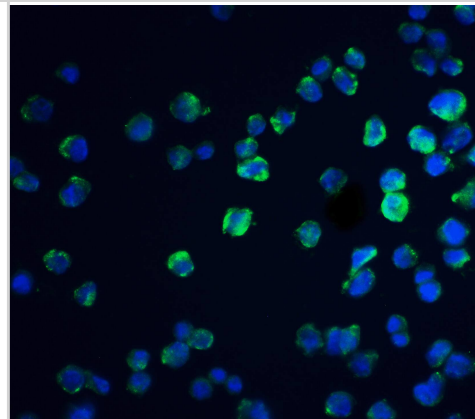


Immunocytochemistry/ Immunofluorescence: REEP3 Antibody - BSA Free [NBP1-77105] - Immunofluorescence of REEP3 in mouse heart tissue with REEP3 antibody at 20 u/mL.



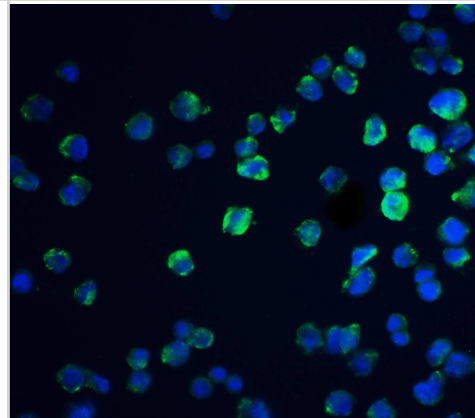
Immunocytochemistry/ Immunofluorescence: REEP3 Antibody - BSA Free [NBP1-77105] - Immunofluorescence of REEP3 in A431 cells with REEP3 antibody at 20 u/mL.

Green: REEP3 Antibody
Blue: DAPI staining

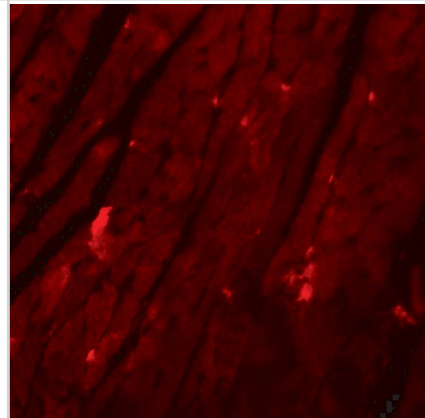


Immunocytochemistry/ Immunofluorescence: REEP3 Antibody - BSA Free [NBP1-77105] - Immunofluorescence of REEP3 in A431 cells with REEP3 antibody at 20 u/mL.

Green: REEP3 Antibody
Blue: DAPI staining



Immunocytochemistry/ Immunofluorescence: REEP3 Antibody - BSA Free [NBP1-77105] - Immunofluorescence of REEP3 in mouse heart tissue with REEP3 antibody at 20 u/mL.





Novus Biologicals USA

10730 E. Briarwood Avenue
Centennial, CO 80112
USA
Phone: 303.730.1950
Toll Free: 1.888.506.6887
Fax: 303.730.1966
nb-customerservice@bio-techne.com

Bio-Techne Canada

21 Canmotor Ave
Toronto, ON M8Z 4E6
Canada
Phone: 905.827.6400
Toll Free: 855.668.8722
Fax: 905.827.6402
canada.inquires@bio-techne.com

Bio-Techne Ltd

19 Barton Lane
Abingdon Science Park
Abingdon, OX14 3NB, United Kingdom
Phone: (44) (0) 1235 529449
Free Phone: 0800 37 34 15
Fax: (44) (0) 1235 533420
info.EMEA@bio-techne.com

General Contact Information

www.novusbio.com
Technical Support: nb-technical@bio-techne.com
Orders: nb-customerservice@bio-techne.com
General: novus@novusbio.com

Products Related to NBP1-77105

NBP1-77105PEP	REEP3 Antibody Blocking Peptide
HAF008	Goat anti-Rabbit IgG Secondary Antibody [HRP]
NB7160	Goat anti-Rabbit IgG (H+L) Secondary Antibody [HRP]
NBP2-24891	Rabbit IgG Isotype Control

Limitations

This product is for research use only and is not approved for use in humans or in clinical diagnosis. Primary Antibodies are guaranteed for 1 year from date of receipt.

For more information on our 100% guarantee, please visit www.novusbio.com/guarantee

Earn gift cards/discounts by submitting a review: www.novusbio.com/reviews/submit/NBP1-77105

Earn gift cards/discounts by submitting a publication using this product:
www.novusbio.com/publications

