

# Product Datasheet

## JMJD1C Antibody - BSA Free

### NBP1-77072

Unit Size: 0.1 mg

Store at 4C short term. Aliquot and store at -20C long term. Avoid freeze-thaw cycles.

[www.novusbio.com](http://www.novusbio.com)



[technical@novusbio.com](mailto:technical@novusbio.com)

**Reviews: 1 Publications: 1**

Protocols, Publications, Related Products, Reviews, Research Tools and Images at:  
[www.novusbio.com/NBP1-77072](http://www.novusbio.com/NBP1-77072)

Updated 10/23/2025 v.20.1

**Earn rewards for product reviews and publications.**

Submit a publication at [www.novusbio.com/publications](http://www.novusbio.com/publications)

Submit a review at [www.novusbio.com/reviews/destination/NBP1-77072](http://www.novusbio.com/reviews/destination/NBP1-77072)



**NBP1-77072**

JMJD1C Antibody - BSA Free

Product Information	
Unit Size	0.1 mg
Concentration	1 mg/ml
Storage	Store at 4C short term. Aliquot and store at -20C long term. Avoid freeze-thaw cycles.
Clonality	Polyclonal
Preservative	0.02% Sodium Azide
Isotype	IgG
Purity	Peptide affinity purified
Buffer	PBS

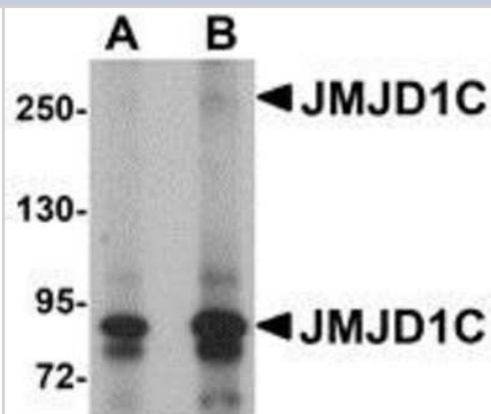
Product Description	
Description	Novus Biologicals Rabbit JMJD1C Antibody - BSA Free (NBP1-77072) is a polyclonal antibody validated for use in IHC, WB, ELISA and ICC/IF. Anti-JMJD1C Antibody: Cited in 1 publication. All Novus Biologicals antibodies are covered by our 100% guarantee.
Host	Rabbit
Gene ID	221037
Gene Symbol	JMJD1C
Species	Human, Mouse, Rat
Specificity/Sensitivity	This antibody will not cross-react with JMJD1A or JMJD1B.
Immunogen	Antibody was raised against a 20 amino acid synthetic peptide from near the amino terminus of human JMJD1C. The immunogen is located within amino acids 380 - 430 of JMJD1C. Amino Acid Sequence: SEQKPENELKNKNTSKINGE

Product Application Details	
Applications	Western Blot, Immunohistochemistry-Paraffin, ELISA, Immunocytochemistry/Immunofluorescence, Immunohistochemistry
Recommended Dilutions	Western Blot 1-2 ug/ml, ELISA 1:100-1:2000, Immunohistochemistry 2.5 ug/ml, Immunocytochemistry/ Immunofluorescence 20 ug/mL, Immunohistochemistry-Paraffin 2.5 ug/ml




## Images

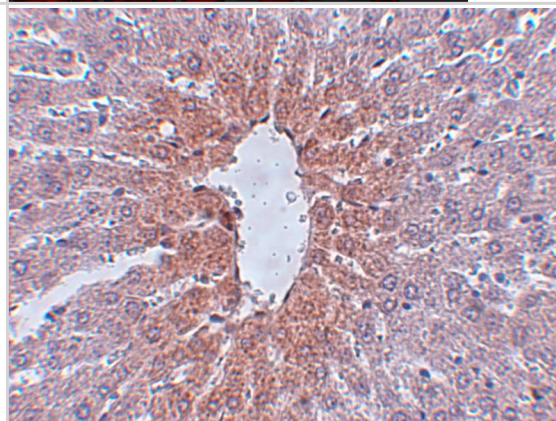
Western Blot: JMJD1C Antibody [NBP1-77072] - Human liver tissue lysate with JMJD1C antibody at (A) 1 and (B) 2 ug/ml.



Immunocytochemistry/ Immunofluorescence: JMJD1C Antibody - BSA Free [NBP1-77072] - Immunofluorescence of JMJD1C in rat liver tissue with JMJD1C antibody at 20 u/mL.



Immunohistochemistry: JMJD1C Antibody - BSA Free [NBP1-77072] - Immunohistochemistry of JMJD1C in rat liver tissue with JMJD1C antibody at 2.5 ug/mL.



## Publications

Zhang C, Sun Y, Guo Y et al. JMJD1C promotes smooth muscle cell proliferation by activating glycolysis in pulmonary arterial hypertension Cell death discovery 2023-03-18 [PMID: 36934091] (IHC-P, Mouse)



### **Novus Biologicals USA**

10730 E. Briarwood Avenue  
Centennial, CO 80112  
USA  
Phone: 303.730.1950  
Toll Free: 1.888.506.6887  
Fax: 303.730.1966  
nb-customerservice@bio-techne.com

### **Bio-Techne Canada**

21 Canmotor Ave  
Toronto, ON M8Z 4E6  
Canada  
Phone: 905.827.6400  
Toll Free: 855.668.8722  
Fax: 905.827.6402  
canada.inquires@bio-techne.com

### **Bio-Techne Ltd**

19 Barton Lane  
Abingdon Science Park  
Abingdon, OX14 3NB, United Kingdom  
Phone: (44) (0) 1235 529449  
Free Phone: 0800 37 34 15  
Fax: (44) (0) 1235 533420  
info.EMEA@bio-techne.com

### **General Contact Information**

www.novusbio.com  
Technical Support: nb-technical@bio-techne.com  
Orders: nb-customerservice@bio-techne.com  
General: novus@novusbio.com

### **Products Related to NBP1-77072**

---

NBP1-77072PEP	JMJD1C Antibody Blocking Peptide
NBP2-33376H	Blue Marker Antibody (6F4-F6) [HRP]
HAF008	Goat anti-Rabbit IgG Secondary Antibody [HRP]
NB7160	Goat anti-Rabbit IgG (H+L) Secondary Antibody [HRP]
NBP2-24891	Rabbit IgG Isotype Control

---

### **Limitations**

This product is for research use only and is not approved for use in humans or in clinical diagnosis. Primary Antibodies are guaranteed for 1 year from date of receipt.

For more information on our 100% guarantee, please visit [www.novusbio.com/guarantee](http://www.novusbio.com/guarantee)

Earn gift cards/discounts by submitting a review: [www.novusbio.com/reviews/submit/NBP1-77072](http://www.novusbio.com/reviews/submit/NBP1-77072)

Earn gift cards/discounts by submitting a publication using this product:  
[www.novusbio.com/publications](http://www.novusbio.com/publications)

