

Product Datasheet

GFR alpha-1/GDNF R alpha-1 Antibody - BSA Free NBP1-77043

Unit Size: 0.1 mg

Store at 4C.

www.novusbio.com



technical@novusbio.com

Publications: 3

Protocols, Publications, Related Products, Reviews, Research Tools and Images at:
www.novusbio.com/NBP1-77043

Updated 3/4/2026 v.20.1

Earn rewards for product
reviews and publications.

Submit a publication at www.novusbio.com/publications

Submit a review at www.novusbio.com/reviews/destination/NBP1-77043



NBP1-77043

GFR alpha-1/GDNF R alpha-1 Antibody - BSA Free

Product Information	
Unit Size	0.1 mg
Concentration	1 mg/ml
Storage	Store at 4C.
Clonality	Polyclonal
Preservative	0.02% Sodium Azide
Isotype	IgG
Purity	Peptide affinity purified
Buffer	PBS
Target Molecular Weight	51 kDa

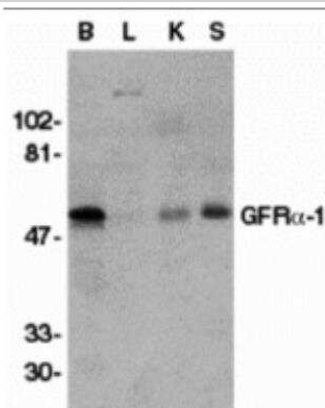
Product Description	
Host	Rabbit
Gene ID	2674
Gene Symbol	GFRA1
Species	Human, Mouse, Rat
Specificity/Sensitivity	GFR alpha 1 antibody is predicted to not cross-react with other members of the GFR alpha family of proteins.
Immunogen	Antibody was raised against a 14 amino acid peptide near the center of human GFR alpha 1. The immunogen is located within amino acids 360 - 410 of GFR alpha 1. Amino Acid Squence: KNKPLGPAGSENEI

Product Application Details	
Applications	Western Blot, Immunohistochemistry-Paraffin, ELISA, Immunocytochemistry/ Immunofluorescence, Immunohistochemistry
Recommended Dilutions	Western Blot 1 ug/ml, ELISA 1:100-1:2000, Immunohistochemistry 1 ug/ml, Immunocytochemistry/ Immunofluorescence 20 ug/ml, Immunohistochemistry-Paraffin 1 ug/ml



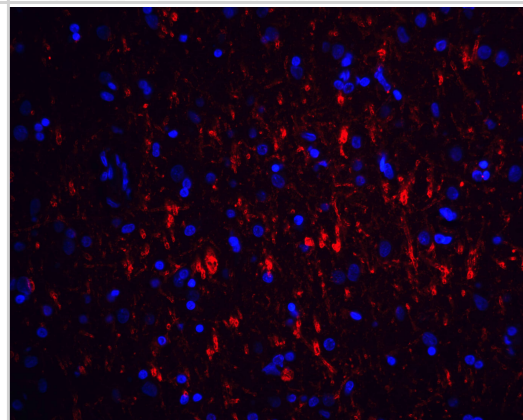
Images

Western Blot: GFR alpha-1/GDNF R alpha-1 Antibody [NBP1-77043] - Analysis of GFR alpha 1 in crude membrane fractions of human brain (B), liver (L), kidney (K), and spleen (S), respectively, with GFR alpha 1 antibody at 1 ug/mL

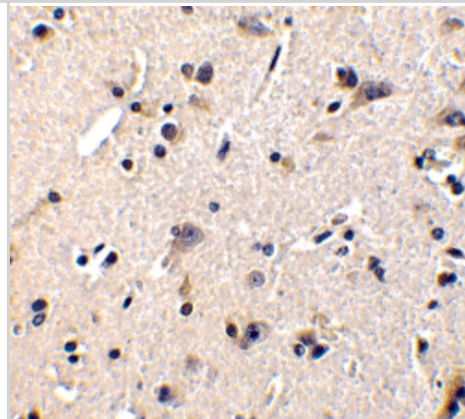


Immunocytochemistry/ Immunofluorescence: GFR alpha-1/GDNF R alpha-1 Antibody - BSA Free [NBP1-77043] - Immunofluorescence of GFR alpha 1 in human brain tissue with GFR alpha 1 antibody at 20 u/mL.

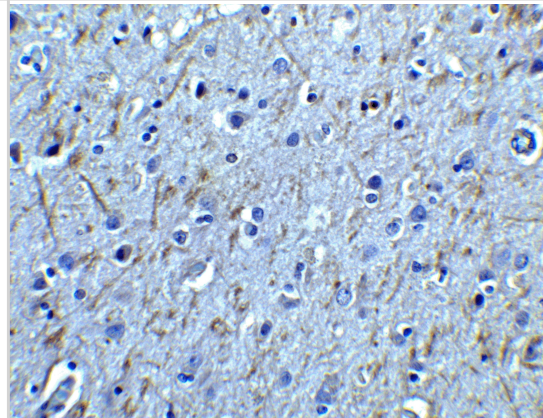
Red: GFR alpha 1 Antibody
Blue: DAPI staining



Immunohistochemistry: GFR alpha-1/GDNF R alpha-1 Antibody - BSA Free [NBP1-77043] - Immunohistochemistry of GFR alpha 1 in human brain tissue with GFR alpha 1 antibody at 1 ug/mL.



Immunohistochemistry: GFR alpha-1/GDNF R alpha-1 Antibody - BSA Free [NBP1-77043] - Immunohistochemistry of GFR alpha 1 in human brain tissue with GFR alpha 1 antibody at 2.5 ug/ml.



Publications

Guo Q, Cheng ZM, Gonzalez-Cantú H et al. TMEM127 suppresses tumor development by promoting RET ubiquitination, positioning, and degradation Cell reports 2023-09-01 [PMID: 37659079]

Lozada A, Karlstedt K, Panula P et al. Unilateral labyrinthectomy induced changes on GDNF receptor complex proteins in the rat medial vestibular nuclei. J Vestib Res. 2006-01-01 [PMID: 17538205]

He Z, Jiang J, Hofmann MC et al. Gfra1 silencing in mouse spermatogonial stem cells results in their differentiation via the inactivation of RET tyrosine kinase. Biol Reprod. 2007-10-01 [PMID: 17625109] (Mouse)

Details:

1. GFRA1 (IMG-192), Figs 1B, 5D (siRNA validated).





Novus Biologicals USA

10730 E. Briarwood Avenue
Centennial, CO 80112
USA
Phone: 303.730.1950
Toll Free: 1.888.506.6887
Fax: 303.730.1966
nb-customerservice@bio-techne.com

Bio-Techne Canada

21 Canmotor Ave
Toronto, ON M8Z 4E6
Canada
Phone: 905.827.6400
Toll Free: 855.668.8722
Fax: 905.827.6402
canada.inquires@bio-techne.com

Bio-Techne Ltd

19 Barton Lane
Abingdon Science Park
Abingdon, OX14 3NB, United Kingdom
Phone: (44) (0) 1235 529449
Free Phone: 0800 37 34 15
Fax: (44) (0) 1235 533420
info.EMEA@bio-techne.com

General Contact Information

www.novusbio.com
Technical Support: nb-technical@bio-techne.com
Orders: nb-customerservice@bio-techne.com
General: novus@novusbio.com

Products Related to NBP1-77043

NBP1-77043PEP	GFR alpha-1/GDNF R alpha-1 Antibody Blocking Peptide
HAF008	Goat anti-Rabbit IgG Secondary Antibody [HRP]
NB7160	Goat anti-Rabbit IgG (H+L) Secondary Antibody [HRP]
NBP2-24891	Rabbit IgG Isotype Control

Limitations

This product is for research use only and is not approved for use in humans or in clinical diagnosis. Primary Antibodies are guaranteed for 1 year from date of receipt.

For more information on our 100% guarantee, please visit www.novusbio.com/guarantee

Earn gift cards/discounts by submitting a review: www.novusbio.com/reviews/submit/NBP1-77043

Earn gift cards/discounts by submitting a publication using this product:
www.novusbio.com/publications

