

Product Datasheet

GFR alpha-3/GDNF R alpha-3 Antibody - BSA Free NBP1-77035

Unit Size: 0.1 mg

Store at 4C short term. Aliquot and store at -20C long term. Avoid freeze-thaw cycles.

www.novusbio.com



technical@novusbio.com

Protocols, Publications, Related Products, Reviews, Research Tools and Images at:
www.novusbio.com/NBP1-77035

Updated 3/4/2026 v.20.1

Earn rewards for product
reviews and publications.

Submit a publication at www.novusbio.com/publications

Submit a review at www.novusbio.com/reviews/destination/NBP1-77035



NBP1-77035

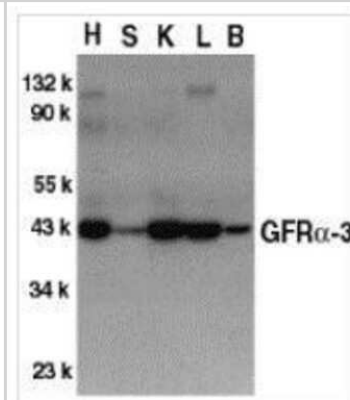
GFR alpha-3/GDNF R alpha-3 Antibody - BSA Free

Product Information	
Unit Size	0.1 mg
Concentration	1 mg/ml
Storage	Store at 4C short term. Aliquot and store at -20C long term. Avoid freeze-thaw cycles.
Clonality	Polyclonal
Preservative	0.02% Sodium Azide
Isotype	IgG
Purity	Ion exchange chromatography
Buffer	PBS
Target Molecular Weight	43 kDa
Product Description	
Host	Rabbit
Gene ID	2676
Gene Symbol	GFRA3
Species	Human, Mouse, Rat
Immunogen	Antibody was raised against a 14 amino acid peptide near the center of murine GFR alpha 3. The immunogen is located within the last 50 amino acids of GFR alpha 3. Amino Acid Squence: RFHSQLFSQDWPHT
Product Application Details	
Applications	Western Blot, Immunohistochemistry-Paraffin, ELISA, Immunocytochemistry/Immunofluorescence, Immunohistochemistry
Recommended Dilutions	Western Blot 0.5 ug/ml, ELISA 1:100-1:2000, Immunohistochemistry 5 ug/ml, Immunocytochemistry/ Immunofluorescence 5 ug/ml, Immunohistochemistry-Paraffin 5 ug/ml

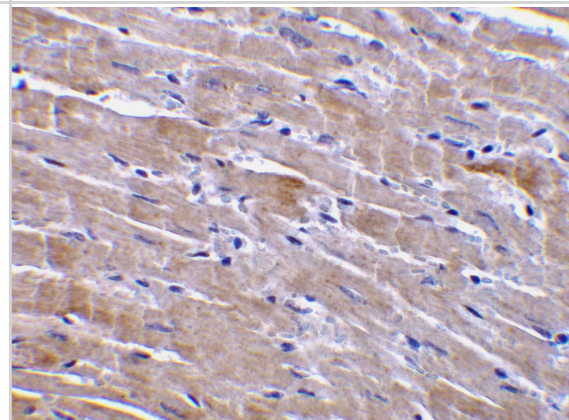


Images

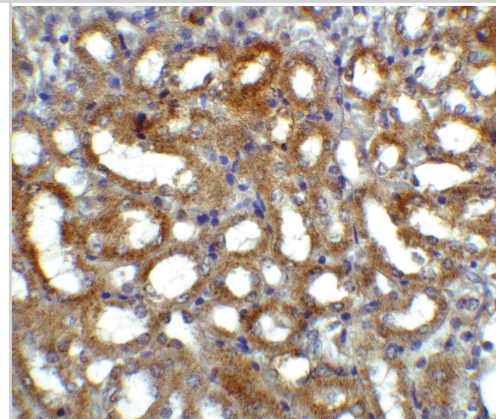
Western Blot: GFR alpha-3/GDNF R alpha-3 Antibody [NBP1-77035] - Crude cell membrane fractions of mouse heart (H), spleen (S), kidney (K), liver (L), and brain (B), respectively, with GFR alpha 3 antibody at 1:500 dilution.



Immunohistochemistry: GFR alpha-3/GDNF R alpha-3 Antibody - BSA Free [NBP1-77035] - Immunohistochemistry of GFR alpha 3 in mouse heart tissue with GFR alpha 3 antibody at 10 ug/mL.

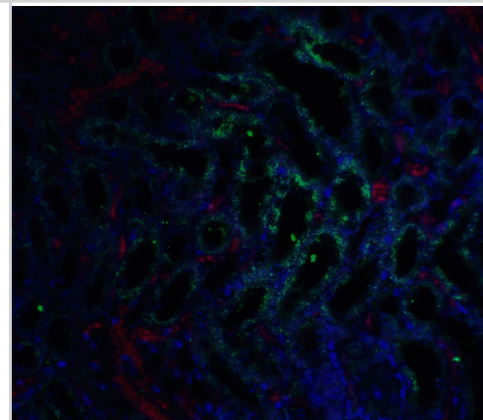


Immunohistochemistry: GFR alpha-3/GDNF R alpha-3 Antibody - BSA Free [NBP1-77035] - Immunohistochemistry of GFR alpha 3 in mouse kidney tissue with GFR alpha 3 antibody at 5 ug/ml.



Immunocytochemistry/ Immunofluorescence: GFR alpha-3/GDNF R alpha-3 Antibody - BSA Free [NBP1-77035] - Immunofluorescence of GFR alpha 3 in mouse kidney tissue with GFR alpha 3 antibody at 5 ug/ml.

Green: GFR alpha 3 antibody
Red: Phalloidin staining
Blue: DAPI staining





Novus Biologicals USA

10730 E. Briarwood Avenue
Centennial, CO 80112
USA
Phone: 303.730.1950
Toll Free: 1.888.506.6887
Fax: 303.730.1966
nb-customerservice@bio-techne.com

Bio-Techne Canada

21 Canmotor Ave
Toronto, ON M8Z 4E6
Canada
Phone: 905.827.6400
Toll Free: 855.668.8722
Fax: 905.827.6402
canada.inquires@bio-techne.com

Bio-Techne Ltd

19 Barton Lane
Abingdon Science Park
Abingdon, OX14 3NB, United Kingdom
Phone: (44) (0) 1235 529449
Free Phone: 0800 37 34 15
Fax: (44) (0) 1235 533420
info.EMEA@bio-techne.com

General Contact Information

www.novusbio.com
Technical Support: nb-technical@bio-techne.com
Orders: nb-customerservice@bio-techne.com
General: novus@novusbio.com

Products Related to NBP1-77035

NBP1-77035PEP	GFR alpha-3/GDNF R alpha-3 Antibody Blocking Peptide
HAF008	Goat anti-Rabbit IgG Secondary Antibody [HRP]
NB7160	Goat anti-Rabbit IgG (H+L) Secondary Antibody [HRP]
NBP2-24891	Rabbit IgG Isotype Control

Limitations

This product is for research use only and is not approved for use in humans or in clinical diagnosis. Primary Antibodies are guaranteed for 1 year from date of receipt.

For more information on our 100% guarantee, please visit www.novusbio.com/guarantee

Earn gift cards/discounts by submitting a review: www.novusbio.com/reviews/submit/NBP1-77035

Earn gift cards/discounts by submitting a publication using this product:
www.novusbio.com/publications

