

Product Datasheet

DFF45/ICAD Antibody - BSA Free NBP1-77010

Unit Size: 0.1 mg

Store at 4C short term. Aliquot and store at -20C long term. Avoid freeze-thaw cycles.

www.novusbio.com



technical@novusbio.com

Protocols, Publications, Related Products, Reviews, Research Tools and Images at:
www.novusbio.com/NBP1-77010

Updated 3/4/2026 v.20.1

Earn rewards for product
reviews and publications.

Submit a publication at www.novusbio.com/publications

Submit a review at www.novusbio.com/reviews/destination/NBP1-77010



NBP1-77010

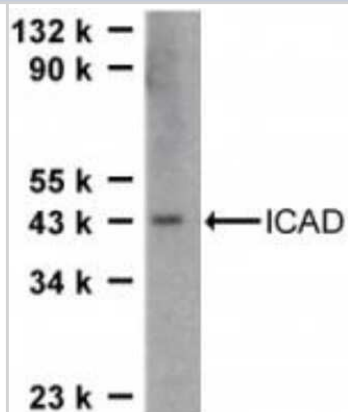
DFF45/ICAD Antibody - BSA Free

Product Information	
Unit Size	0.1 mg
Concentration	1 mg/ml
Storage	Store at 4C short term. Aliquot and store at -20C long term. Avoid freeze-thaw cycles.
Clonality	Polyclonal
Preservative	0.02% Sodium Azide
Isotype	IgG
Purity	Peptide affinity purified
Buffer	PBS
Target Molecular Weight	45 kDa
Product Description	
Host	Rabbit
Gene ID	1676
Gene Symbol	DFFA
Species	Mouse
Immunogen	Antibody was raised against a peptide corresponding to amino acids near the amino terminus of mouse ICAD. The immunogen is located within the first 50 amino acids of ICAD. Amino Acid Sequence: ELSRGASAPDPDDVRPLKPC
Product Application Details	
Applications	Western Blot, Immunohistochemistry-Paraffin, ELISA, Immunocytochemistry/Immunofluorescence, Immunohistochemistry
Recommended Dilutions	Western Blot 1 ug/ml, ELISA 1:100-1:2000, Immunohistochemistry 2 ug/ml, Immunocytochemistry/ Immunofluorescence 10 ug/mL, Immunohistochemistry-Paraffin 2 ug/ml
Application Notes	A 45 kDa band can be detected in Western Blot.

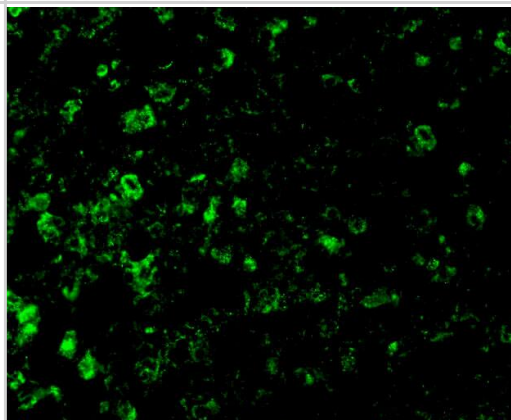


Images

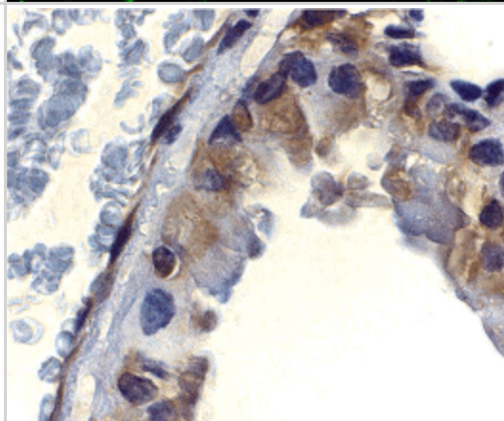
Western Blot: DFF45/ICAD Antibody [NBP1-77010] - Analysis of ICAD in murine lung tissue lysate with ICAD antibody at 1 ug/ml.



Immunocytochemistry/ Immunofluorescence: DFF45/ICAD Antibody - BSA Free [NBP1-77010] - Immunofluorescence of DFF45/ICAD in Mouse Lung cells with DFF45/ICAD antibody at 10 ug/mL.



Immunohistochemistry: DFF45/ICAD Antibody - BSA Free [NBP1-77010] - Immunohistochemistry of DFF45/ICAD in mouse lung tissue with DFF45/ICAD antibody at 2 ug/mL.





Novus Biologicals USA

10730 E. Briarwood Avenue
Centennial, CO 80112
USA
Phone: 303.730.1950
Toll Free: 1.888.506.6887
Fax: 303.730.1966
nb-customerservice@bio-techne.com

Bio-Techne Canada

21 Canmotor Ave
Toronto, ON M8Z 4E6
Canada
Phone: 905.827.6400
Toll Free: 855.668.8722
Fax: 905.827.6402
canada.inquires@bio-techne.com

Bio-Techne Ltd

19 Barton Lane
Abingdon Science Park
Abingdon, OX14 3NB, United Kingdom
Phone: (44) (0) 1235 529449
Free Phone: 0800 37 34 15
Fax: (44) (0) 1235 533420
info.EMEA@bio-techne.com

General Contact Information

www.novusbio.com
Technical Support: nb-technical@bio-techne.com
Orders: nb-customerservice@bio-techne.com
General: novus@novusbio.com

Products Related to NBP1-77010

NBP1-77010PEP	DFF45/ICAD Antibody Blocking Peptide
HAF008	Goat anti-Rabbit IgG Secondary Antibody [HRP]
NB7160	Goat anti-Rabbit IgG (H+L) Secondary Antibody [HRP]
NBP2-24891	Rabbit IgG Isotype Control

Limitations

This product is for research use only and is not approved for use in humans or in clinical diagnosis. Primary Antibodies are guaranteed for 1 year from date of receipt.

For more information on our 100% guarantee, please visit www.novusbio.com/guarantee

Earn gift cards/discounts by submitting a review: www.novusbio.com/reviews/submit/NBP1-77010

Earn gift cards/discounts by submitting a publication using this product:
www.novusbio.com/publications

