

Product Datasheet

Apolipoprotein A-I/ApoA1 Antibody - BSA Free NBP1-77008

Unit Size: 0.1 mg

Store at 4C short term. Aliquot and store at -20C long term. Avoid freeze-thaw cycles.

www.novusbio.com



technical@novusbio.com

Publications: 1

Protocols, Publications, Related Products, Reviews, Research Tools and Images at:
www.novusbio.com/NBP1-77008

Updated 3/4/2026 v.20.1

Earn rewards for product
reviews and publications.

Submit a publication at www.novusbio.com/publications

Submit a review at www.novusbio.com/reviews/destination/NBP1-77008



NBP1-77008

Apolipoprotein A-I/ApoA1 Antibody - BSA Free

Product Information	
Unit Size	0.1 mg
Concentration	1 mg/ml
Storage	Store at 4C short term. Aliquot and store at -20C long term. Avoid freeze-thaw cycles.
Clonality	Polyclonal
Preservative	0.02% Sodium Azide
Isotype	IgY
Purity	Peptide affinity purified
Buffer	PBS


Product Description	
Host	Chicken
Gene ID	335
Gene Symbol	APOA1
Species	Human, Mouse, Rat
Reactivity Notes	Immunogen displays the following percentage of sequence identity for non-tested species: Porcine (83%)
Immunogen	Antibody was raised against a 17 amino acid synthetic peptide from near the amino terminus of human ApoA1. The immunogen is located within the first 50 amino acids of ApoA1. Amino Acid Sequence: FWQQDEPPQSPWDRRVKD
Notes	Chicken products cannot be exported to Canada.

Product Application Details	
Applications	Western Blot, ELISA, Immunohistochemistry
Recommended Dilutions	Western Blot 1 ug/ml, ELISA 1:100-1:2000, Immunohistochemistry



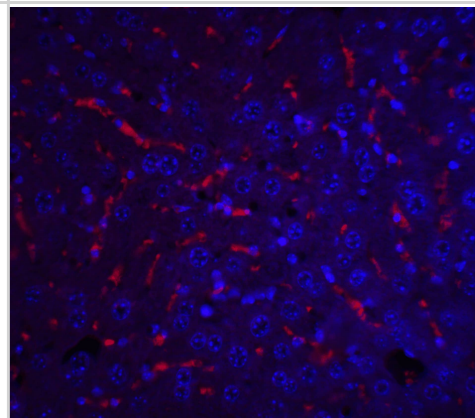
Images

Western Blot: Apolipoprotein A-I/ApoA1 Antibody [NBP1-77008] - Human liver tissue lysate with ApoA1 antibody at 1 ug/ml.

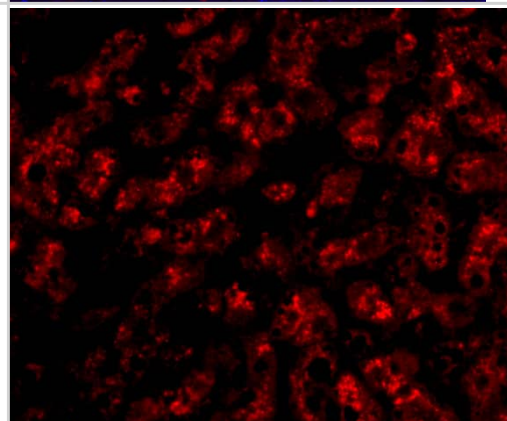


Immunohistochemistry: Apolipoprotein A-I/ApoA1 Antibody - BSA Free [NBP1-77008] - Immunofluorescence of Apolipoprotein A-I/ApoA1 in mouse liver tissue with Apolipoprotein A-I/ApoA1 antibody at 20 ug/mL.

Red: Apolipoprotein A-I/ApoA1 Antibody
Blue: DAPI staining



Immunohistochemistry: Apolipoprotein A-I/ApoA1 Antibody - BSA Free [NBP1-77008] - Immunofluorescence of Apolipoprotein A-I/ApoA1 in human liver tissue with Apolipoprotein A-I/ApoA1 antibody at 20 ug/mL.



Publications

Fan SM, Tsai CF, Yen CM et al. Inducing hair follicle neogenesis with secreted proteins enriched in embryonic skin. *Biomaterials* 2018-03-13 [PMID: 29567388]



Novus Biologicals USA

10730 E. Briarwood Avenue
Centennial, CO 80112
USA
Phone: 303.730.1950
Toll Free: 1.888.506.6887
Fax: 303.730.1966
nb-customerservice@bio-techne.com

Bio-Techne Canada

21 Canmotor Ave
Toronto, ON M8Z 4E6
Canada
Phone: 905.827.6400
Toll Free: 855.668.8722
Fax: 905.827.6402
canada.inquires@bio-techne.com

Bio-Techne Ltd

19 Barton Lane
Abingdon Science Park
Abingdon, OX14 3NB, United Kingdom
Phone: (44) (0) 1235 529449
Free Phone: 0800 37 34 15
Fax: (44) (0) 1235 533420
info.EMEA@bio-techne.com

General Contact Information

www.novusbio.com
Technical Support: nb-technical@bio-techne.com
Orders: nb-customerservice@bio-techne.com
General: novus@novusbio.com

Products Related to NBP1-77008

NBP1-77008PEP	Apolipoprotein A-I/ApoA1 Antibody Blocking Peptide
BAF010	Goat anti-Chicken IgY Secondary Antibody [Biotin]
NB7276	Goat anti-Chicken IgM Heavy Chain Secondary Antibody
NBP2-52061-0.1mg	Recombinant Mouse Apolipoprotein A-I/ApoA1 His Protein

Limitations

This product is for research use only and is not approved for use in humans or in clinical diagnosis. Primary Antibodies are guaranteed for 1 year from date of receipt.

For more information on our 100% guarantee, please visit www.novusbio.com/guarantee

Earn gift cards/discounts by submitting a review: www.novusbio.com/reviews/submit/NBP1-77008

Earn gift cards/discounts by submitting a publication using this product:
www.novusbio.com/publications

