

Product Datasheet

ATG5 Antibody - BSA Free NBP1-76992

Unit Size: 0.1 mg

Store at 4C short term. Aliquot and store at -20C long term. Avoid freeze-thaw cycles.

www.novusbio.com



technical@novusbio.com

Publications: 1

Protocols, Publications, Related Products, Reviews, Research Tools and Images at:
www.novusbio.com/NBP1-76992

Updated 3/4/2026 v.20.1

Earn rewards for product
reviews and publications.

Submit a publication at www.novusbio.com/publications

Submit a review at www.novusbio.com/reviews/destination/NBP1-76992



NBP1-76992

ATG5 Antibody - BSA Free

Product Information	
Unit Size	0.1 mg
Concentration	1.0 mg/ml
Storage	Store at 4C short term. Aliquot and store at -20C long term. Avoid freeze-thaw cycles.
Clonality	Polyclonal
Preservative	0.02% Sodium Azide
Isotype	IgY
Purity	Peptide affinity purified
Buffer	PBS
Target Molecular Weight	55 kDa
Product Description	
Host	Chicken
Gene ID	9474
Gene Symbol	ATG5
Species	Human, Mouse
Specificity/Sensitivity	Three isoforms of ATG5 are known to exist; this ATG5 antibody will only detect the longest isoform. Human ATG5 has 2 isoforms, including isoform L (275aa, 32.4kD) and isoform S (197aa, 22.9kD). This antibody detects only human isoform L. Mouse ATG5 has 1 isoform (275aa, 32.4kD). Rat ATG5 has only one isoform identified so far (275aa, 32.4kD).
Immunogen	This ATG5 antibody was raised against a 16 amino acid synthetic peptide from near the amino terminus of human ATG5. The immunogen is located within the first 50 amino acids of ATG5. Amino Acid Sequence: LYQDEITEREAPYYL
Notes	Chicken products cannot be exported to Canada.
Product Application Details	
Applications	Western Blot, Immunohistochemistry-Paraffin, ELISA, Immunohistochemistry
Recommended Dilutions	Western Blot 1 - 2 ug/mL, ELISA 1:100 - 1:2000, Immunohistochemistry 1:10 - 1:500, Immunohistochemistry-Paraffin 2.5 ug/mL

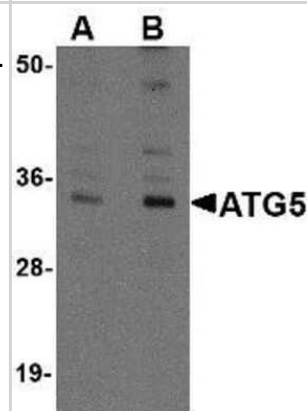


Images


Western Blot: ATG5 Antibody [NBP1-76992] - IAV via Protein Expression Profile in Cell Lines. Antibodies: ATG5, beta-actin, and GAPDH. Secondary antibody: Goat anti-chicken or goat anti-mouse IgG HRP conjugate.



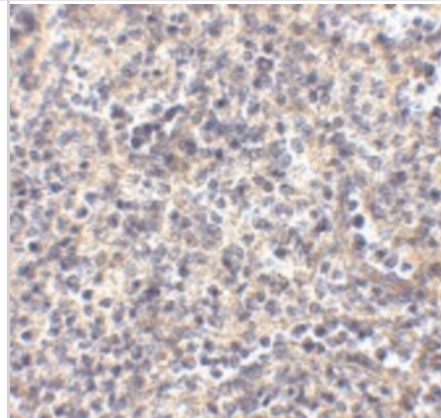
Western Blot: ATG5 Antibody [NBP1-76992] - Western blot analysis of mouse spleen tissue lysate with ATG5 antibody at (A) 1 and (B) 2 ug/mL.



Western Blot: ATG5 Antibody [NBP1-76992] - Western blot analysis of various cell lysates, 15 ug of lysates per lane. Secondary antibody: Goat anti-chicken IgG HRP conjugate.



Immunohistochemistry: ATG5 Antibody - BSA Free [NBP1-76992] - Immunohistochemistry Validation of ATG5 in Human Spleen. Immunohistochemical analysis of paraffin-embedded human spleen tissue using anti-ATG5 antibody at 2.5 ug/ml. Tissue was fixed with formaldehyde and blocked with 10% serum for 1 h at RT; antigen retrieval was by heat mediation with a citrate buffer (pH6). Samples were incubated with primary antibody overnight at 4C. A goat anti-chicken IgG H&L (HRP) at 1/250 was used as secondary. Counter stained with Hematoxylin.



Publications

Yildirim D, Bender O, Karagoz Z et al. Role of autophagy and evaluation the effects of microRNAs 214, 312, 34c and prorenin receptor in a rat model of focal segmental glomerulosclerosis Life Sciences 2021-06-01 [PMID: 34087284]



Novus Biologicals USA

10730 E. Briarwood Avenue
Centennial, CO 80112
USA
Phone: 303.730.1950
Toll Free: 1.888.506.6887
Fax: 303.730.1966
nb-customerservice@bio-techne.com

Bio-Techne Canada

21 Canmotor Ave
Toronto, ON M8Z 4E6
Canada
Phone: 905.827.6400
Toll Free: 855.668.8722
Fax: 905.827.6402
canada.inquires@bio-techne.com

Bio-Techne Ltd

19 Barton Lane
Abingdon Science Park
Abingdon, OX14 3NB, United Kingdom
Phone: (44) (0) 1235 529449
Free Phone: 0800 37 34 15
Fax: (44) (0) 1235 533420
info.EMEA@bio-techne.com

General Contact Information

www.novusbio.com
Technical Support: nb-technical@bio-techne.com
Orders: nb-customerservice@bio-techne.com
General: novus@novusbio.com

Products Related to NBP1-76992

BAF010	Goat anti-Chicken IgY Secondary Antibody [Biotin]
NB7276	Goat anti-Chicken IgM Heavy Chain Secondary Antibody
NB110-53818PEP	ATG5 Antibody Blocking Peptide
210-TA-005	TNF-alpha [Unconjugated]

Limitations

This product is for research use only and is not approved for use in humans or in clinical diagnosis. Primary Antibodies are guaranteed for 1 year from date of receipt.

For more information on our 100% guarantee, please visit www.novusbio.com/guarantee

Earn gift cards/discounts by submitting a review: www.novusbio.com/reviews/submit/NBP1-76992

Earn gift cards/discounts by submitting a publication using this product:
www.novusbio.com/publications

