

# Product Datasheet

## LASS6 Antibody - BSA Free

### NBP1-76965

Unit Size: 0.1 mg

Store at 4C.

[www.novusbio.com](http://www.novusbio.com)



[technical@novusbio.com](mailto:technical@novusbio.com)

#### Publications: 1

Protocols, Publications, Related Products, Reviews, Research Tools and Images at:  
[www.novusbio.com/NBP1-76965](http://www.novusbio.com/NBP1-76965)

Updated 3/4/2026 v.20.1

Earn rewards for product  
reviews and publications.

Submit a publication at [www.novusbio.com/publications](http://www.novusbio.com/publications)

Submit a review at [www.novusbio.com/reviews/destination/NBP1-76965](http://www.novusbio.com/reviews/destination/NBP1-76965)



**NBP1-76965**

LASS6 Antibody - BSA Free

Product Information	
Unit Size	0.1 mg
Concentration	1 mg/ml
Storage	Store at 4C.
Clonality	Polyclonal
Preservative	0.02% Sodium Azide
Isotype	IgG
Purity	Peptide affinity purified
Buffer	PBS

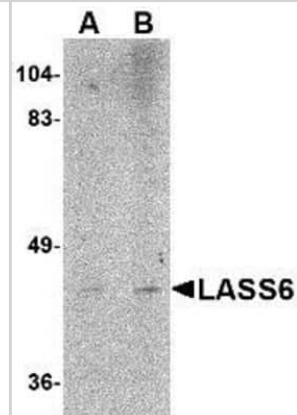
Product Description	
Host	Rabbit
Gene ID	253782
Gene Symbol	CERS6
Species	Human, Mouse, Rat
Specificity/Sensitivity	At least two isoforms of LASS6 are known to exist. This antibody is predicted not to cross-react with LASS5.
Immunogen	Antibody was raised against a 13 amino acid synthetic peptide near the carboxy terminus of the human LASS6. The immunogen is located within the last 50 amino acids of LASS6. Amino Acid Sequence: DSEPPGKNPHTAT

Product Application Details	
Applications	Western Blot, Immunohistochemistry-Paraffin, ELISA, Immunocytochemistry/Immunofluorescence, Immunohistochemistry, Knockdown Validated
Recommended Dilutions	Western Blot 1-2 ug/mL, ELISA 1:100-1:2000, Immunohistochemistry 2.5 ug/ml, Immunocytochemistry/ Immunofluorescence 20 ug/mL, Immunohistochemistry-Paraffin 1:10-1:500, Knockdown Validated

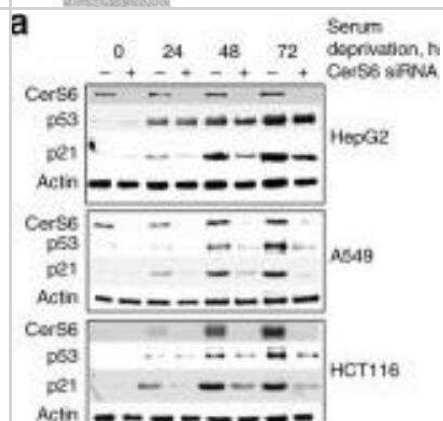


## Images

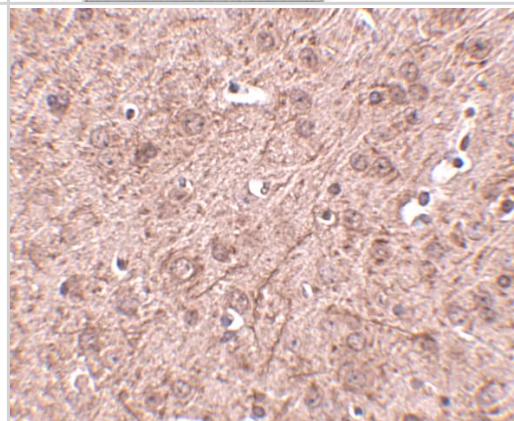
Western Blot: LASS6 Antibody [NBP1-76965] - Rat brain tissue lysate with LASS6 antibody at (A) 1 and (B) 2 ug/ml.



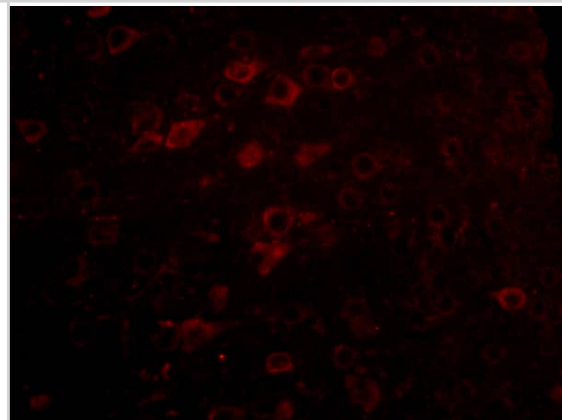
Western Blot: LASS6 Antibody [NBP1-76965] - CerS6 (LASS6)-dependent C16-ceramide generation mediates stress response to serum starvation. Serum withdrawal elevates CerS6 in cultured cells with concomitant increase of p53 and p21 while CerS6 siRNA silencing prevents the p53 and p21 accumulation in response to serum withdrawal. Image collected and cropped by CiteAb from the following publication ([www.nature.com/articles/s41467-018-06650-y](http://www.nature.com/articles/s41467-018-06650-y)) licensed under a CC-BY license.



Immunohistochemistry: LASS6 Antibody - BSA Free [NBP1-76965] - Immunohistochemistry of LASS6 in mouse brain tissue with LASS6 antibody at 2.5 ug/mL.



Immunocytochemistry/ Immunofluorescence: LASS6 Antibody - BSA Free [NBP1-76965] - Immunofluorescence of LASS6 in Mouse Brain cells with LASS6 antibody at 5 ug/mL.



## Publications

Fekry B, Jeffries kA, Esmailniakooshkghazi A et al. C16-ceramide is a natural regulatory ligand of p53 in cellular stress response. *Nat Commun.* 2018-10-08 [PMID: 30297838] (WB, Human)



### **Novus Biologicals USA**

10730 E. Briarwood Avenue  
Centennial, CO 80112  
USA  
Phone: 303.730.1950  
Toll Free: 1.888.506.6887  
Fax: 303.730.1966  
nb-customerservice@bio-techne.com

### **Bio-Techne Canada**

21 Canmotor Ave  
Toronto, ON M8Z 4E6  
Canada  
Phone: 905.827.6400  
Toll Free: 855.668.8722  
Fax: 905.827.6402  
canada.inquires@bio-techne.com

### **Bio-Techne Ltd**

19 Barton Lane  
Abingdon Science Park  
Abingdon, OX14 3NB, United Kingdom  
Phone: (44) (0) 1235 529449  
Free Phone: 0800 37 34 15  
Fax: (44) (0) 1235 533420  
info.EMEA@bio-techne.com

### **General Contact Information**

www.novusbio.com  
Technical Support: nb-technical@bio-techne.com  
Orders: nb-customerservice@bio-techne.com  
General: novus@novusbio.com

### **Products Related to NBP1-76965**

---

NBP1-76965PEP	LASS6 Antibody Blocking Peptide
HAF008	Goat anti-Rabbit IgG Secondary Antibody [HRP]
NB7160	Goat anti-Rabbit IgG (H+L) Secondary Antibody [HRP]
NBP2-24891	Rabbit IgG Isotype Control

---

### **Limitations**

This product is for research use only and is not approved for use in humans or in clinical diagnosis. Primary Antibodies are guaranteed for 1 year from date of receipt.

For more information on our 100% guarantee, please visit [www.novusbio.com/guarantee](http://www.novusbio.com/guarantee)

Earn gift cards/discounts by submitting a review: [www.novusbio.com/reviews/submit/NBP1-76965](http://www.novusbio.com/reviews/submit/NBP1-76965)

Earn gift cards/discounts by submitting a publication using this product:  
[www.novusbio.com/publications](http://www.novusbio.com/publications)

