

Product Datasheet

Calpain 6 Antibody - BSA Free NBP1-76937

Unit Size: 0.1 mg

Store at 4C short term. Aliquot and store at -20C long term. Avoid freeze-thaw cycles.

www.novusbio.com



technical@novusbio.com

Protocols, Publications, Related Products, Reviews, Research Tools and Images at:
www.novusbio.com/NBP1-76937

Updated 3/4/2026 v.20.1

Earn rewards for product
reviews and publications.

Submit a publication at www.novusbio.com/publications

Submit a review at www.novusbio.com/reviews/destination/NBP1-76937



NBP1-76937

Calpain 6 Antibody - BSA Free

| Product Information | |
|----------------------------|--|
| Unit Size | 0.1 mg |
| Concentration | 1 mg/ml |
| Storage | Store at 4C short term. Aliquot and store at -20C long term. Avoid freeze-thaw cycles. |
| Clonality | Polyclonal |
| Preservative | 0.02% Sodium Azide |
| Isotype | IgG |
| Purity | Protein A purified |
| Buffer | PBS |

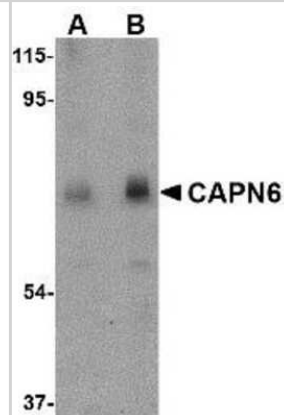
| Product Description | |
|----------------------------|---|
| Host | Rabbit |
| Gene ID | 827 |
| Gene Symbol | CAPN6 |
| Species | Human, Mouse, Rat |
| Immunogen | Antibody was raised against a 18 amino acid synthetic peptide from near the carboxy terminus of human CAPN6. The immunogen is located within the last 50 amino acids of CAPN6. Amino Acid Squence: KQGHISFKVISSDDLTEL |

| Product Application Details | |
|------------------------------------|---|
| Applications | Western Blot, Immunohistochemistry-Paraffin, ELISA, Immunocytochemistry/ Immunofluorescence, Immunohistochemistry |
| Recommended Dilutions | Western Blot 0.5-1 ug/ml, ELISA 1:100-1:2000, Immunohistochemistry 2.5 ug/ml, Immunocytochemistry/ Immunofluorescence 20 ug/ml, Immunohistochemistry-Paraffin 2.5 ug/ml |

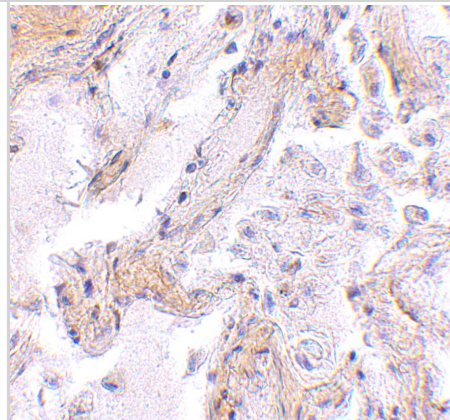


Images

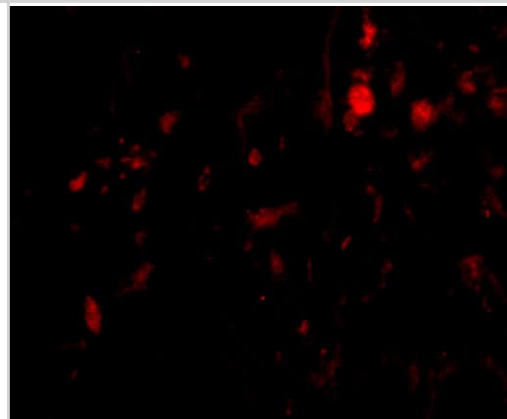
Western Blot: Calpain 6 Antibody [NBP1-76937] - Rat lung tissue lysate with Calpain 6 antibody at (A) 0.5 and (B) 1 ug/ml.



Immunohistochemistry: Calpain 6 Antibody - BSA Free [NBP1-76937] - Immunohistochemistry of Calpain 6 in human lung tissue with Calpain 6 antibody at 2.5 ug/mL.



Immunocytochemistry/ Immunofluorescence: Calpain 6 Antibody - BSA Free [NBP1-76937] - Immunofluorescence of Calpain 6 in Human Lung cells with Calpain 6 antibody at 20 ug/mL.





Novus Biologicals USA

10730 E. Briarwood Avenue
Centennial, CO 80112
USA
Phone: 303.730.1950
Toll Free: 1.888.506.6887
Fax: 303.730.1966
nb-customerservice@bio-techne.com

Bio-Techne Canada

21 Canmotor Ave
Toronto, ON M8Z 4E6
Canada
Phone: 905.827.6400
Toll Free: 855.668.8722
Fax: 905.827.6402
canada.inquires@bio-techne.com

Bio-Techne Ltd

19 Barton Lane
Abingdon Science Park
Abingdon, OX14 3NB, United Kingdom
Phone: (44) (0) 1235 529449
Free Phone: 0800 37 34 15
Fax: (44) (0) 1235 533420
info.EMEA@bio-techne.com

General Contact Information

www.novusbio.com
Technical Support: nb-technical@bio-techne.com
Orders: nb-customerservice@bio-techne.com
General: novus@novusbio.com

Products Related to NBP1-76937

| | |
|---------------|---|
| NBP1-76937PEP | Calpain 6 Antibody Blocking Peptide |
| HAF008 | Goat anti-Rabbit IgG Secondary Antibody [HRP] |
| NB7160 | Goat anti-Rabbit IgG (H+L) Secondary Antibody [HRP] |
| NBP2-24891 | Rabbit IgG Isotype Control |

Limitations

This product is for research use only and is not approved for use in humans or in clinical diagnosis. Primary Antibodies are guaranteed for 1 year from date of receipt.

For more information on our 100% guarantee, please visit www.novusbio.com/guarantee

Earn gift cards/discounts by submitting a review: www.novusbio.com/reviews/submit/NBP1-76937

Earn gift cards/discounts by submitting a publication using this product:
www.novusbio.com/publications

