

Product Datasheet

G RTP1 Antibody - BSA Free

NBP1-76900

Unit Size: 0.1 mg

Store at 4C short term. Aliquot and store at -20C long term. Avoid freeze-thaw cycles.

www.novusbio.com



technical@novusbio.com

Protocols, Publications, Related Products, Reviews, Research Tools and Images at:
www.novusbio.com/NBP1-76900

Updated 10/23/2025 v.20.1

Earn rewards for product reviews and publications.

Submit a publication at www.novusbio.com/publications

Submit a review at www.novusbio.com/reviews/destination/NBP1-76900



NBP1-76900

GRTP1 Antibody - BSA Free

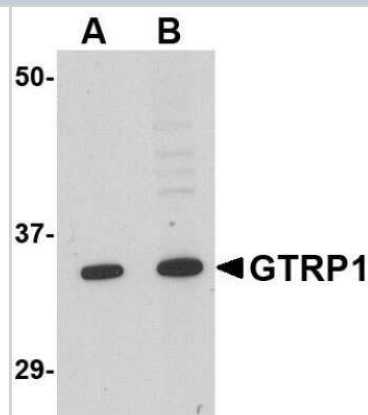
Product Information	
Unit Size	0.1 mg
Concentration	1 mg/ml
Storage	Store at 4C short term. Aliquot and store at -20C long term. Avoid freeze-thaw cycles.
Clonality	Polyclonal
Preservative	0.02% Sodium Azide
Isotype	IgG
Purity	Peptide affinity purified
Buffer	PBS

Product Description	
Description	Novus Biologicals Rabbit GRTP1 Antibody - BSA Free (NBP1-76900) is a polyclonal antibody validated for use in WB, ELISA and ICC/IF. All Novus Biologicals antibodies are covered by our 100% guarantee.
Host	Rabbit
Gene ID	79774
Gene Symbol	GRTP1
Species	Human, Mouse, Rat
Immunogen	Antibody was raised against a 18 amino acid synthetic peptide from near the amino terminus of human GRTP1. The immunogen is located within the first 50 amino acids of GRTP1. Amino Acid Sequence: IDPYGFERPEDFDDAAYE


Product Application Details	
Applications	Western Blot, ELISA, Immunocytochemistry/ Immunofluorescence
Recommended Dilutions	Western Blot 1-2 ug/ml, ELISA 1:100-1:2000, Immunocytochemistry/ Immunofluorescence 2.5-20 ug/ml

Images

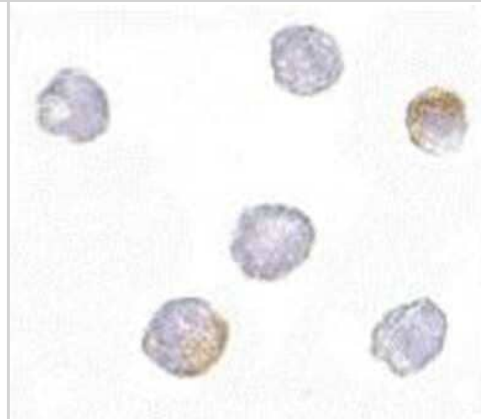
Western Blot: GRTP1 Antibody [NBP1-76900] - K562 cell lysate with GRTP1 antibody at (A) 1 and (B) 2 ug/mL.



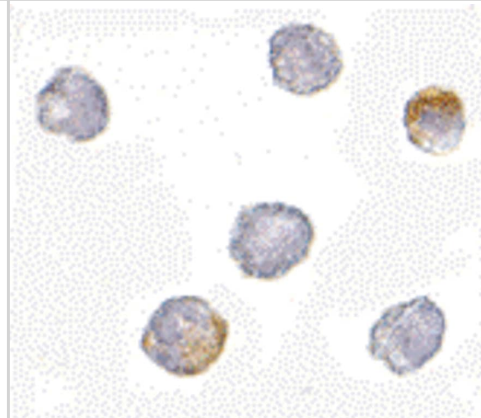
Immunocytochemistry/Immunofluorescence: GRTP1 Antibody [NBP1-76900] - Immunofluorescence of GRTP1 in K562 cells with GRTP1 antibody at 20 ug/mL.



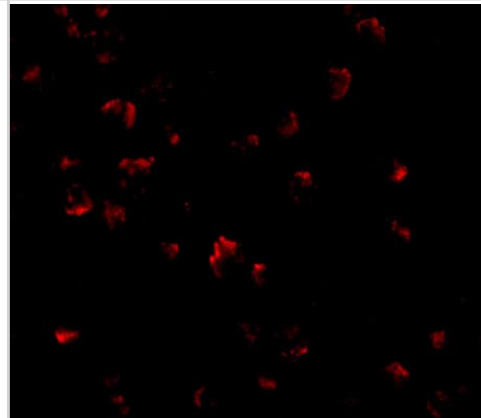
Immunocytochemistry/Immunofluorescence: GRTP1 Antibody [NBP1-76900] - K562 cells with GRTP1 antibody at 2.5 ug/ml.



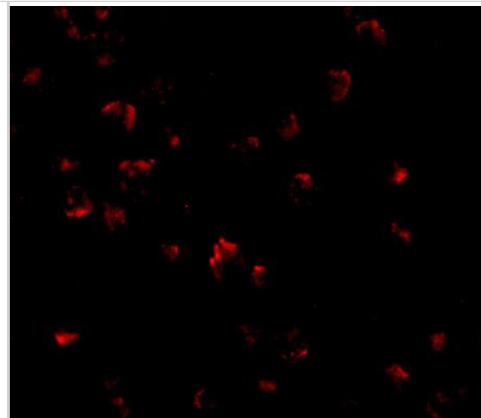
Immunocytochemistry/ Immunofluorescence: GRTP1 Antibody - BSA Free [NBP1-76900] - Immunocytochemistry of GRTP1 in K562 cells with GRTP1 antibody at 2.5 u/mL.



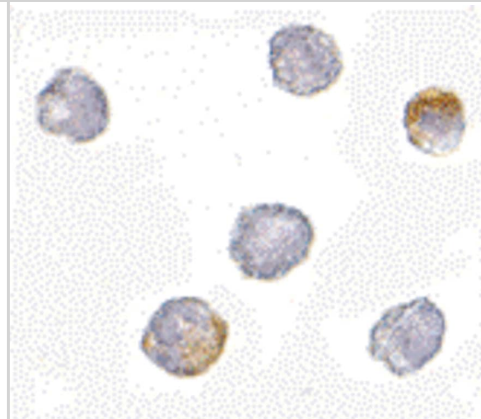
Immunocytochemistry/ Immunofluorescence: GRTP1 Antibody - BSA Free [NBP1-76900] - Immunofluorescence of GRTP1 in K562 cells with GRTP1 antibody at 20 u/mL.



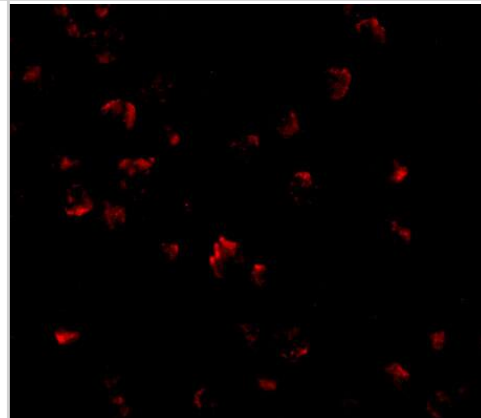
Immunocytochemistry/ Immunofluorescence: GRTP1 Antibody - BSA Free [NBP1-76900] - Immunofluorescence of GRTP1 in K562 cells with GRTP1 antibody at 20 u/mL.



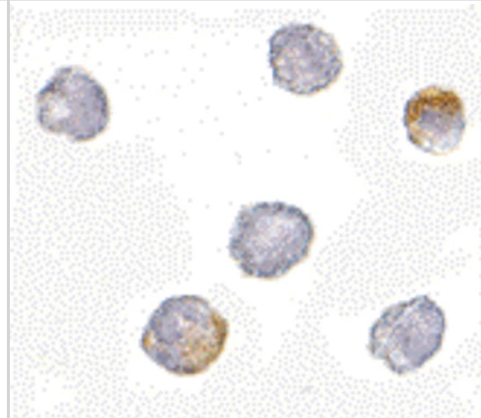
Immunocytochemistry/ Immunofluorescence: GRTP1 Antibody - BSA Free [NBP1-76900] - Immunocytochemistry of GRTP1 in K562 cells with GRTP1 antibody at 2.5 u/mL.



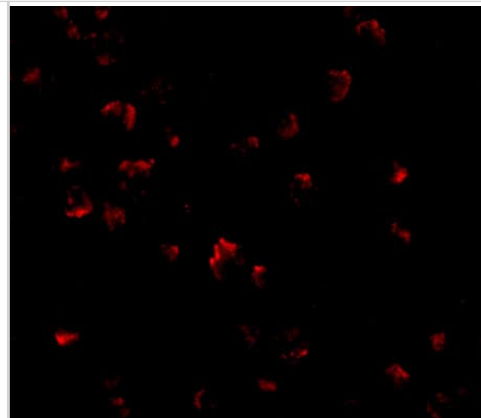
Immunocytochemistry/ Immunofluorescence: GRTP1 Antibody - BSA Free [NBP1-76900] - Immunofluorescence of GRTP1 in K562 cells with GRTP1 antibody at 20 u/mL.



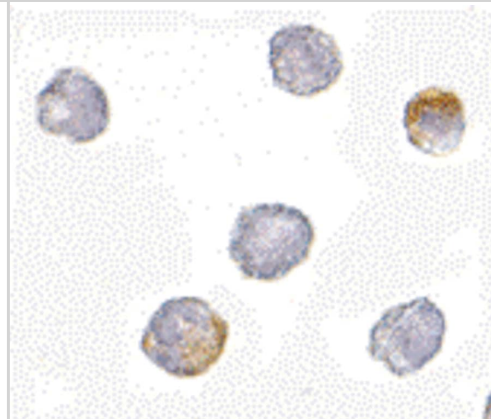
Immunocytochemistry/ Immunofluorescence: GRTP1 Antibody - BSA Free [NBP1-76900] - Immunocytochemistry of GRTP1 in K562 cells with GRTP1 antibody at 2.5 u/mL.



Immunocytochemistry/ Immunofluorescence: GRTP1 Antibody - BSA Free [NBP1-76900] - Immunofluorescence of GRTP1 in K562 cells with GRTP1 antibody at 20 u/mL.



Immunocytochemistry/ Immunofluorescence: GRTP1 Antibody - BSA Free [NBP1-76900] - Immunocytochemistry of GRTP1 in K562 cells with GRTP1 antibody at 2.5 u/mL.





Novus Biologicals USA

10730 E. Briarwood Avenue
Centennial, CO 80112
USA
Phone: 303.730.1950
Toll Free: 1.888.506.6887
Fax: 303.730.1966
nb-customerservice@bio-techne.com

Bio-Techne Canada

21 Canmotor Ave
Toronto, ON M8Z 4E6
Canada
Phone: 905.827.6400
Toll Free: 855.668.8722
Fax: 905.827.6402
canada.inquires@bio-techne.com

Bio-Techne Ltd

19 Barton Lane
Abingdon Science Park
Abingdon, OX14 3NB, United Kingdom
Phone: (44) (0) 1235 529449
Free Phone: 0800 37 34 15
Fax: (44) (0) 1235 533420
info.EMEA@bio-techne.com

General Contact Information

www.novusbio.com
Technical Support: nb-technical@bio-techne.com
Orders: nb-customerservice@bio-techne.com
General: novus@novusbio.com

Products Related to NBP1-76900

NBP1-76900PEP	GRTP1 Antibody Blocking Peptide
NBP2-33376H	Blue Marker Antibody (6F4-F6) [HRP]
HAF008	Goat anti-Rabbit IgG Secondary Antibody [HRP]
NB7160	Goat anti-Rabbit IgG (H+L) Secondary Antibody [HRP]
NBP2-24891	Rabbit IgG Isotype Control

Limitations

This product is for research use only and is not approved for use in humans or in clinical diagnosis. Primary Antibodies are guaranteed for 1 year from date of receipt.

For more information on our 100% guarantee, please visit www.novusbio.com/guarantee

Earn gift cards/discounts by submitting a review: www.novusbio.com/reviews/submit/NBP1-76900

Earn gift cards/discounts by submitting a publication using this product:
www.novusbio.com/publications

