

Product Datasheet

ZBP1/DLM-1/DAI Antibody - BSA Free NBP1-76854

Unit Size: 0.1 mg

Store at 4C.

www.novusbio.com



technical@novusbio.com

Publications: 7

Protocols, Publications, Related Products, Reviews, Research Tools and Images at:
www.novusbio.com/NBP1-76854

Updated 3/4/2026 v.20.1

Earn rewards for product
reviews and publications.

Submit a publication at www.novusbio.com/publications

Submit a review at www.novusbio.com/reviews/destination/NBP1-76854



NBP1-76854

ZBP1/DLM-1/DAI Antibody - BSA Free

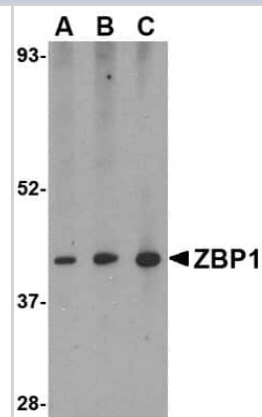
Product Information	
Unit Size	0.1 mg
Concentration	1 mg/ml
Storage	Store at 4C.
Clonality	Polyclonal
Preservative	0.02% Sodium Azide
Isotype	IgG
Purity	Peptide affinity purified
Buffer	PBS
Target Molecular Weight	42 kDa

Product Description	
Host	Rabbit
Gene ID	81030
Gene Symbol	ZBP1
Species	Human, Mouse, Rat
Specificity/Sensitivity	Multiple isoforms of ZBP1 are known to exist.
Immunogen	Antibody was raised against an 18 amino acid synthetic peptide from near the carboxy terminus of human ZBP1. The immunogen is located within the last 50 amino acids of ZBP1. Amino Acid Sequence: TPSHSKLTPKLETMTLGN

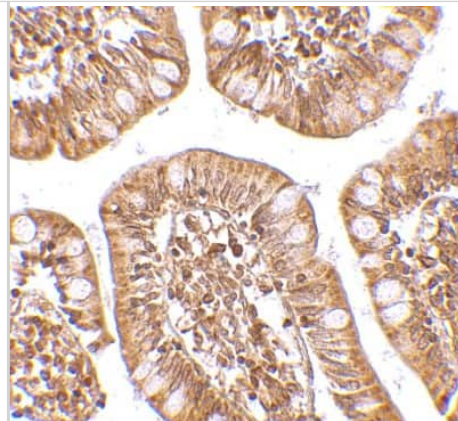
Product Application Details	
Applications	Western Blot, Immunohistochemistry-Paraffin, ELISA, Immunocytochemistry/ Immunofluorescence, Immunohistochemistry, Knockdown Validated
Recommended Dilutions	Western Blot 0.5-2 ug/ml, ELISA 1:100-1:2000, Immunohistochemistry 2.5 ug/ml, Immunocytochemistry/ Immunofluorescence 20 ug/ml, Immunohistochemistry-Paraffin 2.5 ug/ml, Knockdown Validated

Images

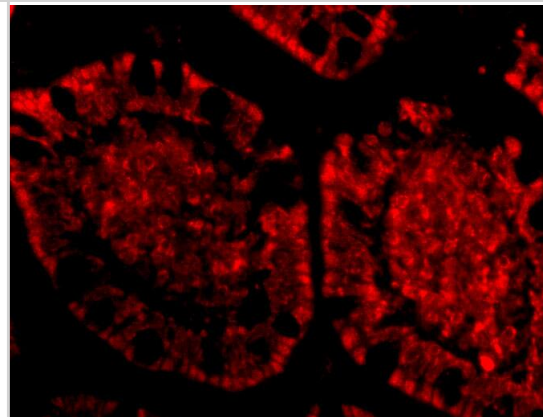
Western Blot: ZBP1/DLM-1/DAI Antibody [NBP1-76854] - Mouse small intestine tissue lysate with Z DNA binding protein antibody at (A) 0.5, (B) 1 and (C) 2 ug/ml.



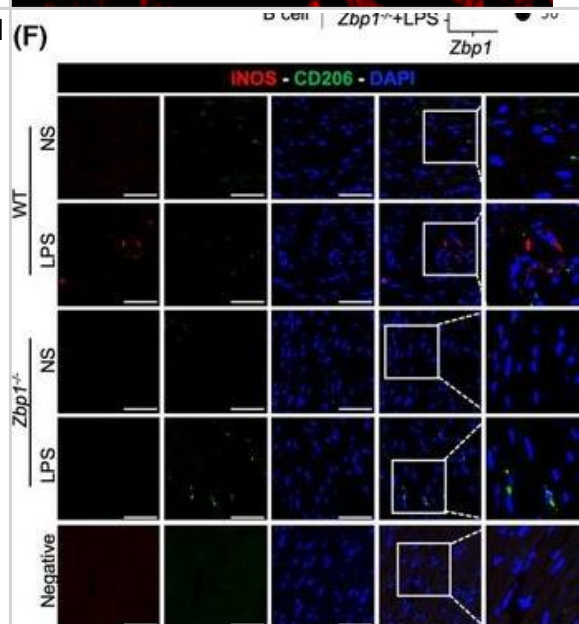
Immunohistochemistry-Paraffin: ZBP1/DLM-1/DAI Antibody [NBP1-76854] - Human small intestine tissue with Z DNA binding protein antibody at 2.5 ug/ml.



Immunocytochemistry/ Immunofluorescence: ZBP1/DLM-1/DAI Antibody - BSA Free [NBP1-76854] - Immunofluorescence of ZBP1/DLM-1/DAI in Human Small Intestine tissue with ZBP1/DLM-1/DAI antibody at 20 ug/mL.



ZBP1 is mainly expressed in macrophages and alters the ratio of M1 and M2 macrophages in sepsis-induced myocardial dysfunction. A single-nucleus mRNA sequencing (snRNA-seq) was performed in hearts from LPS-treated WT or *Zbp1*^{-/-} mice (for each group, single-cell suspensions from three hearts were pooled as one sample). (A) UMAP plot of cell clusters in myocardial tissues from WT and *Zbp1*^{-/-} mice induced by LPS. CM, cardiomyocyte; EC, endothelial cell; FB, fibroblast; Mac, macrophage; NP, neutrophil. (B,C) UMAP plot and dot plot of *Zbp1* expression in myocardial tissues from WT and *Zbp1*^{-/-} mice induced by LPS. (D,E) UMAP plot of macrophage in myocardial tissues from WT and *Zbp1*^{-/-} mice induced by LPS. M1, M1 macrophage; M2, M2 macrophage. (F–H) Heart tissues were labelled with M1 macrophage marker iNOS and M2 macrophage marker CD206. Tissues were counterstained with DAPI. Representative staining images (F) and quantification of positive cells (G,H) are shown [scale bar = 50 um, n = 5]. Mean +/- SEM; *P < 0.05, ***P < 0.001, ns, no significance. WT, wild-type; ZBP1, Z-DNA binding protein 1; LPS, lipopolysaccharide; snRNA-seq, single-nucleus mRNA sequencing. Image collected and cropped by CiteAb from the following open publication (<https://pubmed.ncbi.nlm.nih.gov/40289345>), licensed under a CC-BY license. Not internally tested by Novus Biologicals.



Publications

Shi Y, He L, Ni J et al. Myeloid deficiency of Z-DNA binding protein 1 restricts septic cardiomyopathy via promoting macrophage polarisation towards the M2-subtype. *Clinical and translational medicine* 2025-04-28 [PMID: 40289345]

van Gemert, F;Drakaki, A;Lozano, IM;de Groot, D;Uiterkamp, MS;Proost, N;Lieftink, C;van de Ven, M;Beijersbergen, RL;Jacobs, H;Te Riele, H; ADARp150 counteracts whole genome duplication *Nucleic acids research* 2024-08-27 [PMID: 39189458]

Szczerba M, Johnson B, Acciai F et al. Canonical cellular stress granules are required for arsenite-induced necroptosis mediated by Z-DNA-binding protein 1 *Science signaling* 2023-03-14 [PMID: 36917643]

Mutoh T, Kikuchi H, Jitsuishi T et al. Spatiotemporal expression patterns of ZBP1 in the brain of mouse experimental stroke model *Journal of chemical neuroanatomy* 2023-11-10 [PMID: 37952561]

Nassour J, Aguiar LG, Correia A et al. Telomere-to-mitochondria signalling by ZBP1 mediates replicative crisis *Nature* 2023-02-01 [PMID: 36755096]

Shao R, Xie Q, Pan L et al. Necrostatin-1 attenuates Caspase-1-dependent pyroptosis induced by the RIPK1/ZBP1 pathway in ventilator-induced lung injury *Cytokine* 2022-09-01 [PMID: 35780712]

Du XK, Ge WY, Jing R, Pan LH Necroptosis in pulmonary macrophages mediates lipopolysaccharide-induced lung inflammatory injury by activating ZBP-1 *Int. Immunopharmacol.* 2019-10-23 [PMID: 31655343] (KD, WB, Mouse)





Novus Biologicals USA

10730 E. Briarwood Avenue
Centennial, CO 80112
USA
Phone: 303.730.1950
Toll Free: 1.888.506.6887
Fax: 303.730.1966
nb-customerservice@bio-techne.com

Bio-Techne Canada

21 Canmotor Ave
Toronto, ON M8Z 4E6
Canada
Phone: 905.827.6400
Toll Free: 855.668.8722
Fax: 905.827.6402
canada.inquires@bio-techne.com

Bio-Techne Ltd

19 Barton Lane
Abingdon Science Park
Abingdon, OX14 3NB, United Kingdom
Phone: (44) (0) 1235 529449
Free Phone: 0800 37 34 15
Fax: (44) (0) 1235 533420
info.EMEA@bio-techne.com

General Contact Information

www.novusbio.com
Technical Support: nb-technical@bio-techne.com
Orders: nb-customerservice@bio-techne.com
General: novus@novusbio.com

Products Related to NBP1-76854

NBP1-76854PEP	ZBP1/DLM-1/DAI Antibody Blocking Peptide
HAF008	Goat anti-Rabbit IgG Secondary Antibody [HRP]
NB7160	Goat anti-Rabbit IgG (H+L) Secondary Antibody [HRP]
NBP2-24891	Rabbit IgG Isotype Control

Limitations

This product is for research use only and is not approved for use in humans or in clinical diagnosis. Primary Antibodies are guaranteed for 1 year from date of receipt.

For more information on our 100% guarantee, please visit www.novusbio.com/guarantee

Earn gift cards/discounts by submitting a review: www.novusbio.com/reviews/submit/NBP1-76854

Earn gift cards/discounts by submitting a publication using this product:
www.novusbio.com/publications

