

Product Datasheet

KA1/GRIK4/Glutamate Receptor KA1 Antibody - BSA Free NBP1-76852

Unit Size: 0.1 mg

Store at 4C short term. Aliquot and store at -20C long term. Avoid freeze-thaw cycles.

www.novusbio.com



technical@novusbio.com

Protocols, Publications, Related Products, Reviews, Research Tools and Images at:
www.novusbio.com/NBP1-76852

Updated 3/4/2026 v.20.1

Earn rewards for product
reviews and publications.

Submit a publication at www.novusbio.com/publications

Submit a review at www.novusbio.com/reviews/destination/NBP1-76852



NBP1-76852

KA1/GRIK4/Glutamate Receptor KA1 Antibody - BSA Free

Product Information	
Unit Size	0.1 mg
Concentration	1 mg/ml
Storage	Store at 4C short term. Aliquot and store at -20C long term. Avoid freeze-thaw cycles.
Clonality	Polyclonal
Preservative	0.02% Sodium Azide
Isotype	IgG
Purity	Peptide affinity purified
Buffer	PBS

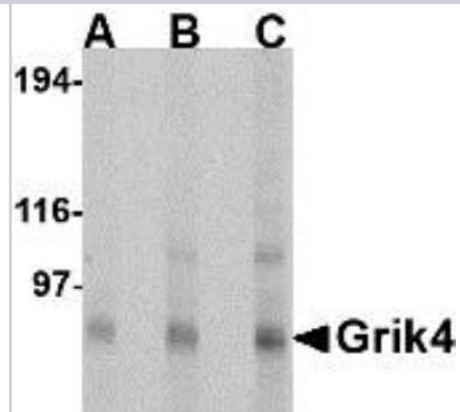
Product Description	
Host	Rabbit
Gene ID	2900
Gene Symbol	GRIK4
Species	Human, Mouse, Rat
Immunogen	Antibody was raised against a 14 amino acid synthetic peptide near the amino terminus of the human Grik4. The immunogen is located within amino acids 30 - 80 of Grik4. Amino Acid Squence: RINRAPERLGKAK

Product Application Details	
Applications	Western Blot, Immunohistochemistry-Paraffin, ELISA, Immunocytochemistry/ Immunofluorescence, Immunohistochemistry
Recommended Dilutions	Western Blot 0.5-2 ug/ml, ELISA 1:100-1:2000, Immunohistochemistry 2.5 ug/ml, Immunocytochemistry/ Immunofluorescence 20 ug/ml, Immunohistochemistry-Paraffin 2.5 ug/ml
Application Notes	Despite its predicted molecular weight, Grik4 often migrates at a lower molecular weight in SDS-PAGE.

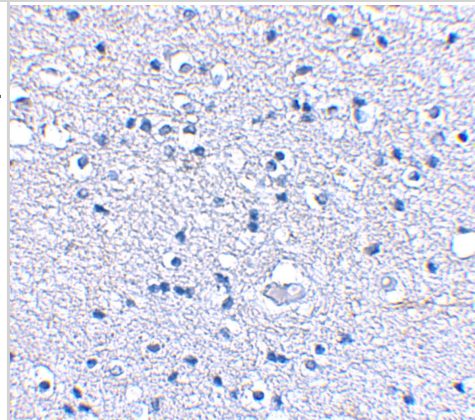


Images

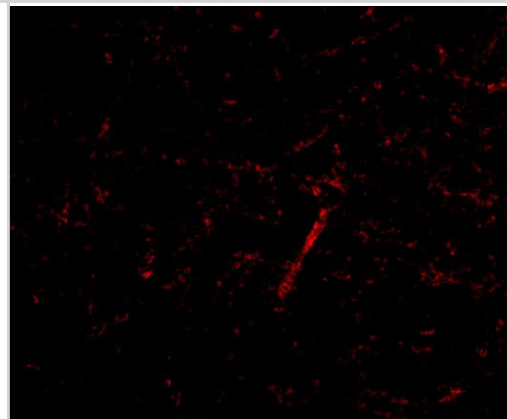
Western Blot: KA1/GRIK4/Glutamate Receptor KA1 Antibody [NBP1-76852] - Rat brain tissue lysate with Glutamate receptor KA1 antibody at (A) 0.5, (B) 1 and (C) 2 ug/ml.



Immunohistochemistry: KA1/GRIK4/Glutamate Receptor KA1 Antibody - BSA Free [NBP1-76852] - Immunohistochemical staining of human brain tissue using KA1/GRIK4/Glutamate Receptor KA1 antibody at 2.5 ug/mL.



Immunocytochemistry/ Immunofluorescence: KA1/GRIK4/Glutamate Receptor KA1 Antibody - BSA Free [NBP1-76852] - Immunofluorescence of KA1/GRIK4/Glutamate Receptor KA1 in Human Brain cells with KA1/GRIK4/Glutamate Receptor KA1 antibody at 20 ug/mL.





Novus Biologicals USA

10730 E. Briarwood Avenue
Centennial, CO 80112
USA
Phone: 303.730.1950
Toll Free: 1.888.506.6887
Fax: 303.730.1966
nb-customerservice@bio-techne.com

Bio-Techne Canada

21 Canmotor Ave
Toronto, ON M8Z 4E6
Canada
Phone: 905.827.6400
Toll Free: 855.668.8722
Fax: 905.827.6402
canada.inquires@bio-techne.com

Bio-Techne Ltd

19 Barton Lane
Abingdon Science Park
Abingdon, OX14 3NB, United Kingdom
Phone: (44) (0) 1235 529449
Free Phone: 0800 37 34 15
Fax: (44) (0) 1235 533420
info.EMEA@bio-techne.com

General Contact Information

www.novusbio.com
Technical Support: nb-technical@bio-techne.com
Orders: nb-customerservice@bio-techne.com
General: novus@novusbio.com

Products Related to NBP1-76852

NBP1-76852PEP	KA1/GRIK4/Glutamate Receptor KA1 Antibody Blocking Peptide
HAF008	Goat anti-Rabbit IgG Secondary Antibody [HRP]
NB7160	Goat anti-Rabbit IgG (H+L) Secondary Antibody [HRP]
NBP2-24891	Rabbit IgG Isotype Control

Limitations

This product is for research use only and is not approved for use in humans or in clinical diagnosis. Primary Antibodies are guaranteed for 1 year from date of receipt.

For more information on our 100% guarantee, please visit www.novusbio.com/guarantee

Earn gift cards/discounts by submitting a review: www.novusbio.com/reviews/submit/NBP1-76852

Earn gift cards/discounts by submitting a publication using this product:
www.novusbio.com/publications

