

Product Datasheet

STEAP3/TSAP6 Antibody - BSA Free NBP1-76824

Unit Size: 0.1 mg

Store at 4C short term. Aliquot and store at -20C long term. Avoid freeze-thaw cycles.

www.novusbio.com



technical@novusbio.com

Publications: 1

Protocols, Publications, Related Products, Reviews, Research Tools and Images at:
www.novusbio.com/NBP1-76824

Updated 3/4/2026 v.20.1

Earn rewards for product
reviews and publications.

Submit a publication at www.novusbio.com/publications

Submit a review at www.novusbio.com/reviews/destination/NBP1-76824



NBP1-76824

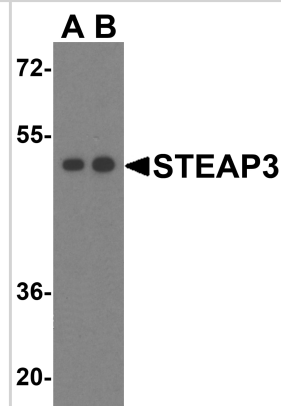
STEAP3/TSAP6 Antibody - BSA Free

Product Information	
Unit Size	0.1 mg
Concentration	1 mg/ml
Storage	Store at 4C short term. Aliquot and store at -20C long term. Avoid freeze-thaw cycles.
Clonality	Polyclonal
Preservative	0.02% Sodium Azide
Isotype	IgG
Purity	Peptide affinity purified
Buffer	PBS
Target Molecular Weight	51 kDa
Product Description	
Host	Rabbit
Gene ID	55240
Gene Symbol	STEAP3
Species	Human, Mouse, Rat
Specificity/Sensitivity	This STEAP3 antibody does not cross-react with other STEAP proteins.
Immunogen	Antibody was raised against a 15 amino acid synthetic peptide from near the amino terminus of human STEAP3. The immunogen is located within the first 50 amino acids of STEAP3. Amino Acid Squence: DSDSSLAKVPDEAPK
Product Application Details	
Applications	Western Blot, Immunohistochemistry-Paraffin, ELISA, Immunocytochemistry/Immunofluorescence, Immunohistochemistry
Recommended Dilutions	Western Blot 1-2 ug/ml, ELISA 1:100-1:2000, Immunohistochemistry 2.5 ug/ml, Immunocytochemistry/ Immunofluorescence 20 ug/ml, Immunohistochemistry-Paraffin 2.5 ug/ml

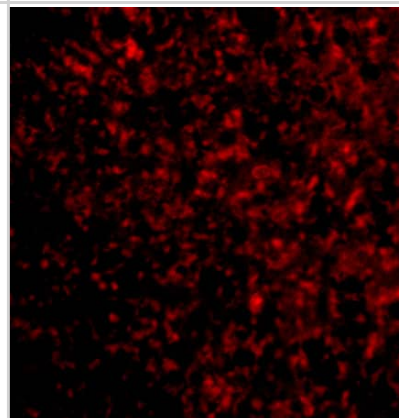


Images

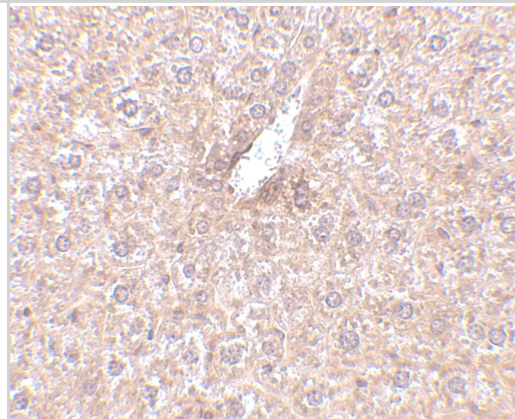
Western Blot: STEAP3/TSAP6 Antibody - BSA Free [NBP1-76824] - Western blot analysis of STEAP3/TSAP6 in HeLa cell lysate with STEAP3/TSAP6 antibody at (A) 1 and (B) 2 u/mL.



Immunocytochemistry/ Immunofluorescence: STEAP3/TSAP6 Antibody - BSA Free [NBP1-76824] - Immunofluorescence of STEAP3/TSAP6 in Mouse Liver cells with STEAP3/TSAP6 antibody at 20 ug/mL.



Immunohistochemistry: STEAP3/TSAP6 Antibody - BSA Free [NBP1-76824] - Immunohistochemistry of STEAP3/TSAP6 in mouse liver tissue with STEAP3/TSAP6 antibody at 2.5 ug/mL.



Publications

Zhang W, Zhang M, Zhang J et al. The Six-Transmembrane Epithelial Antigen of the Prostate (STEAP) 3 Regulates the Myogenic Differentiation of Yunan Black Pig Muscle Satellite Cells (MuSCs) In Vitro via Iron Homeostasis and the PI3K/AKT Pathway. *Cells* 2025-05-13 [PMID: 40358178]



Novus Biologicals USA

10730 E. Briarwood Avenue
Centennial, CO 80112
USA
Phone: 303.730.1950
Toll Free: 1.888.506.6887
Fax: 303.730.1966
nb-customerservice@bio-techne.com

Bio-Techne Canada

21 Canmotor Ave
Toronto, ON M8Z 4E6
Canada
Phone: 905.827.6400
Toll Free: 855.668.8722
Fax: 905.827.6402
canada.inquires@bio-techne.com

Bio-Techne Ltd

19 Barton Lane
Abingdon Science Park
Abingdon, OX14 3NB, United Kingdom
Phone: (44) (0) 1235 529449
Free Phone: 0800 37 34 15
Fax: (44) (0) 1235 533420
info.EMEA@bio-techne.com

General Contact Information

www.novusbio.com
Technical Support: nb-technical@bio-techne.com
Orders: nb-customerservice@bio-techne.com
General: novus@novusbio.com

Products Related to NBP1-76824

NBP1-76824PEP	STEAP3/TSAP6 Antibody Blocking Peptide
HAF008	Goat anti-Rabbit IgG Secondary Antibody [HRP]
NB7160	Goat anti-Rabbit IgG (H+L) Secondary Antibody [HRP]
NBP2-24891	Rabbit IgG Isotype Control

Limitations

This product is for research use only and is not approved for use in humans or in clinical diagnosis. Primary Antibodies are guaranteed for 1 year from date of receipt.

For more information on our 100% guarantee, please visit www.novusbio.com/guarantee

Earn gift cards/discounts by submitting a review: www.novusbio.com/reviews/submit/NBP1-76824

Earn gift cards/discounts by submitting a publication using this product:
www.novusbio.com/publications

