

# Product Datasheet

## Kinesin 5A Antibody - BSA Free NBP1-76816

Unit Size: 0.1 mg

Store at 4C short term. Aliquot and store at -20C long term. Avoid freeze-thaw cycles.

[www.novusbio.com](http://www.novusbio.com)



[technical@novusbio.com](mailto:technical@novusbio.com)

**Reviews: 1**

Protocols, Publications, Related Products, Reviews, Research Tools and Images at:  
[www.novusbio.com/NBP1-76816](http://www.novusbio.com/NBP1-76816)

Updated 3/4/2026 v.20.1

Earn rewards for product  
reviews and publications.

Submit a publication at [www.novusbio.com/publications](http://www.novusbio.com/publications)

Submit a review at [www.novusbio.com/reviews/destination/NBP1-76816](http://www.novusbio.com/reviews/destination/NBP1-76816)



**NBP1-76816**

Kinesin 5A Antibody - BSA Free

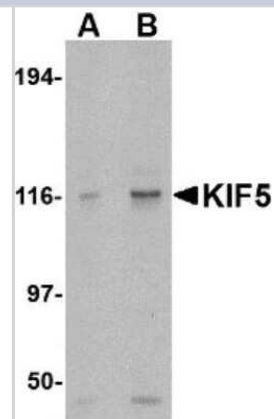
Product Information	
Unit Size	0.1 mg
Concentration	1 mg/ml
Storage	Store at 4C short term. Aliquot and store at -20C long term. Avoid freeze-thaw cycles.
Clonality	Polyclonal
Preservative	0.02% Sodium Azide
Isotype	IgG
Purity	Peptide affinity purified
Buffer	PBS
Target Molecular Weight	116 kDa

Product Description	
Host	Rabbit
Gene ID	3798
Gene Symbol	KIF5A
Species	Human, Mouse, Rat
Specificity/Sensitivity	At least three isoforms of KIF5 are known to exist; this antibody will recognize all three isoforms.
Immunogen	Antibody was raised against a 20 amino acid synthetic peptide from near the carboxy terminus of human KIF5. The immunogen is located within amino acids 880 - 930 of KIF5. Amino Acid Squence: KDKRRYQQEVDRIKEAVRYK

Product Application Details	
Applications	Western Blot, ELISA, Immunocytochemistry/ Immunofluorescence, Immunohistochemistry
Recommended Dilutions	Western Blot 0.5-1 ug/ml, ELISA 1:100-1:2000, Immunohistochemistry 5 ug/ml, Immunocytochemistry/ Immunofluorescence 5-20 ug/mL
Application Notes	Kinesin 5A antibody validated for WB from a verified customer review.

**Images**

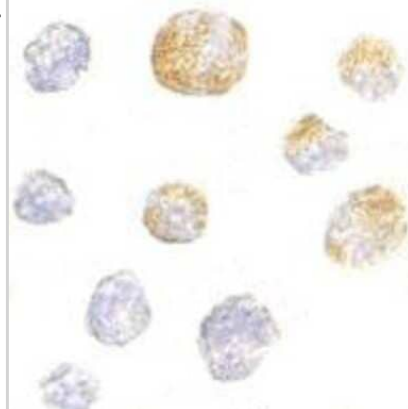
Western Blot: Kinesin 5A Antibody [NBP1-76816] - K562 cell lysate with Kinesin 5A antibody at (A) 0.5 and (B) 1 ug/ml.



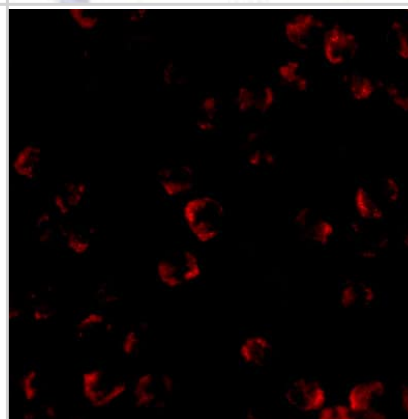
Western Blot: Kinesin 5A Antibody [NBP1-76816] - Human samples tested and cleaned up bands after speaking with technical service and changing wash protocol. Image submitted by a verified customer review.



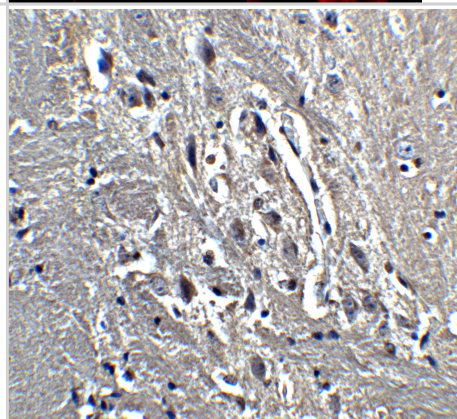
Immunocytochemistry/Immunofluorescence: Kinesin 5A Antibody [NBP1-76816] - K562 cells with Kinesin 5A antibody at 5 ug/ml.



Immunocytochemistry/ Immunofluorescence: Kinesin 5A Antibody - BSA Free [NBP1-76816] - Immunofluorescence of Kinesin 5A in K562 cells with Kinesin 5A antibody at 20 ug/mL.

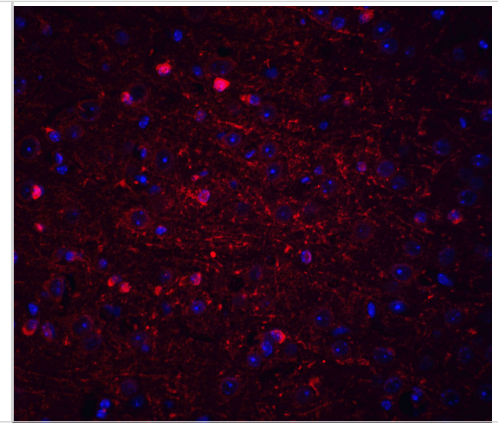


Immunohistochemistry: Kinesin 5A Antibody - BSA Free [NBP1-76816] - Immunohistochemistry of Kinesin 5A in mouse brain tissue with Kinesin 5A antibody at 5 ug/ml.



Immunocytochemistry/ Immunofluorescence: Kinesin 5A Antibody - BSA Free [NBP1-76816] - Immunofluorescence of Kinesin 5A in mouse brain tissue with Kinesin 5A antibody at 20 ug/mL.

Red: Kinesin 5A Antibody  
Blue: DAPI staining





### **Novus Biologicals USA**

10730 E. Briarwood Avenue  
Centennial, CO 80112  
USA  
Phone: 303.730.1950  
Toll Free: 1.888.506.6887  
Fax: 303.730.1966  
nb-customerservice@bio-techne.com

### **Bio-Techne Canada**

21 Canmotor Ave  
Toronto, ON M8Z 4E6  
Canada  
Phone: 905.827.6400  
Toll Free: 855.668.8722  
Fax: 905.827.6402  
canada.inquires@bio-techne.com

### **Bio-Techne Ltd**

19 Barton Lane  
Abingdon Science Park  
Abingdon, OX14 3NB, United Kingdom  
Phone: (44) (0) 1235 529449  
Free Phone: 0800 37 34 15  
Fax: (44) (0) 1235 533420  
info.EMEA@bio-techne.com

### **General Contact Information**

www.novusbio.com  
Technical Support: nb-technical@bio-techne.com  
Orders: nb-customerservice@bio-techne.com  
General: novus@novusbio.com

### **Products Related to NBP1-76816**

---

NBP1-76816PEP	Kinesin 5A Antibody Blocking Peptide
HAF008	Goat anti-Rabbit IgG Secondary Antibody [HRP]
NB7160	Goat anti-Rabbit IgG (H+L) Secondary Antibody [HRP]
NBP2-24891	Rabbit IgG Isotype Control

---

### **Limitations**

This product is for research use only and is not approved for use in humans or in clinical diagnosis. Primary Antibodies are guaranteed for 1 year from date of receipt.

For more information on our 100% guarantee, please visit [www.novusbio.com/guarantee](http://www.novusbio.com/guarantee)

Earn gift cards/discounts by submitting a review: [www.novusbio.com/reviews/submit/NBP1-76816](http://www.novusbio.com/reviews/submit/NBP1-76816)

Earn gift cards/discounts by submitting a publication using this product:  
[www.novusbio.com/publications](http://www.novusbio.com/publications)

