

# Product Datasheet

## FYB/ADAP/SLAP130 Antibody - BSA Free NBP1-76811

Unit Size: 0.1 mg

Store at 4C short term. Aliquot and store at -20C long term. Avoid freeze-thaw cycles.

[www.novusbio.com](http://www.novusbio.com)



[technical@novusbio.com](mailto:technical@novusbio.com)

Protocols, Publications, Related Products, Reviews, Research Tools and Images at:  
[www.novusbio.com/NBP1-76811](http://www.novusbio.com/NBP1-76811)

Updated 3/4/2026 v.20.1

Earn rewards for product  
reviews and publications.

Submit a publication at [www.novusbio.com/publications](http://www.novusbio.com/publications)

Submit a review at [www.novusbio.com/reviews/destination/NBP1-76811](http://www.novusbio.com/reviews/destination/NBP1-76811)



**NBP1-76811**

FYB/ADAP/SLAP130 Antibody - BSA Free

<b>Product Information</b>	
<b>Unit Size</b>	0.1 mg
<b>Concentration</b>	1 mg/ml
<b>Storage</b>	Store at 4C short term. Aliquot and store at -20C long term. Avoid freeze-thaw cycles.
<b>Clonality</b>	Polyclonal
<b>Preservative</b>	0.02% Sodium Azide
<b>Isotype</b>	IgG
<b>Purity</b>	Peptide affinity purified
<b>Buffer</b>	PBS

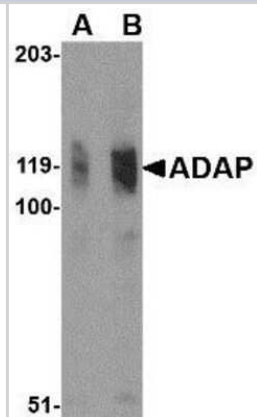
<b>Product Description</b>	
<b>Host</b>	Rabbit
<b>Gene ID</b>	2533
<b>Gene Symbol</b>	FYB1
<b>Species</b>	Human
<b>Immunogen</b>	Antibody was raised against a 17 amino acid synthetic peptide from near the amino terminus of human ADAP. The immunogen is located within amino acids 60 - 110 of ADAP. Amino Acid Sequence: SEEKPDKEPKPPFLKPT

<b>Product Application Details</b>	
<b>Applications</b>	Western Blot, ELISA, Immunocytochemistry/ Immunofluorescence
<b>Recommended Dilutions</b>	Western Blot 0.5-1 ug/ml, ELISA 1:100-1:2000, Immunocytochemistry/ Immunofluorescence 10-20 ug/ml

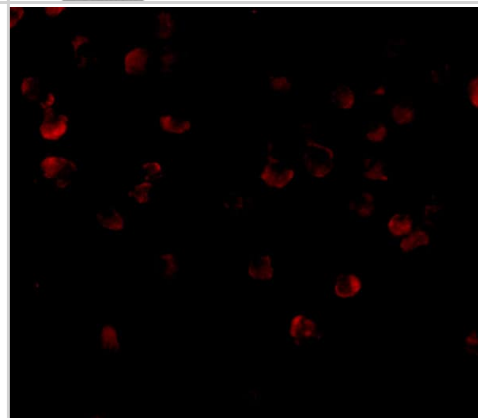


**Images**

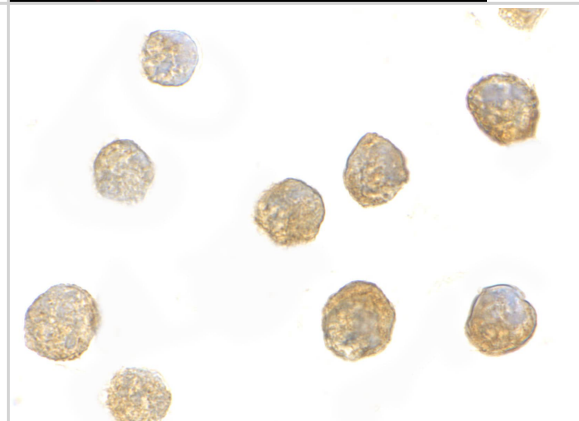
Western Blot: FYB/ADAP/SLAP130 Antibody [NBP1-76811] - K562 cell lysate with FYB antibody at (A) 0.5 and (B) 1 ug/ml.



Immunocytochemistry/ Immunofluorescence: FYB/ADAP/SLAP130 Antibody - BSA Free [NBP1-76811] - Immunofluorescence of FYB/ADAP/SLAP130 in K562 cells with FYB/ADAP/SLAP130 antibody at 20 ug/mL.



Immunocytochemistry/ Immunofluorescence: FYB/ADAP/SLAP130 Antibody - BSA Free [NBP1-76811] - Immunocytochemistry of FYB/ADAP/SLAP130 in K562 cells with FYB/ADAP/SLAP130 antibody at 10 ug/mL.





### **Novus Biologicals USA**

10730 E. Briarwood Avenue  
Centennial, CO 80112  
USA  
Phone: 303.730.1950  
Toll Free: 1.888.506.6887  
Fax: 303.730.1966  
nb-customerservice@bio-techne.com

### **Bio-Techne Canada**

21 Canmotor Ave  
Toronto, ON M8Z 4E6  
Canada  
Phone: 905.827.6400  
Toll Free: 855.668.8722  
Fax: 905.827.6402  
canada.inquires@bio-techne.com

### **Bio-Techne Ltd**

19 Barton Lane  
Abingdon Science Park  
Abingdon, OX14 3NB, United Kingdom  
Phone: (44) (0) 1235 529449  
Free Phone: 0800 37 34 15  
Fax: (44) (0) 1235 533420  
info.EMEA@bio-techne.com

### **General Contact Information**

www.novusbio.com  
Technical Support: nb-technical@bio-techne.com  
Orders: nb-customerservice@bio-techne.com  
General: novus@novusbio.com

### **Products Related to NBP1-76811**

---

NBP1-76811PEP	FYB/ADAP/SLAP130 Antibody Blocking Peptide
HAF008	Goat anti-Rabbit IgG Secondary Antibody [HRP]
NB7160	Goat anti-Rabbit IgG (H+L) Secondary Antibody [HRP]
NBP2-24891	Rabbit IgG Isotype Control

---

### **Limitations**

This product is for research use only and is not approved for use in humans or in clinical diagnosis. Primary Antibodies are guaranteed for 1 year from date of receipt.

For more information on our 100% guarantee, please visit [www.novusbio.com/guarantee](http://www.novusbio.com/guarantee)

Earn gift cards/discounts by submitting a review: [www.novusbio.com/reviews/submit/NBP1-76811](http://www.novusbio.com/reviews/submit/NBP1-76811)

Earn gift cards/discounts by submitting a publication using this product:  
[www.novusbio.com/publications](http://www.novusbio.com/publications)

