

Product Datasheet

HUWE1 Antibody - BSA Free

NBP1-76795

Unit Size: 0.1 mg

Store at 4C.

www.novusbio.com



technical@novusbio.com

Protocols, Publications, Related Products, Reviews, Research Tools and Images at:
www.novusbio.com/NBP1-76795

Updated 3/4/2026 v.20.1

Earn rewards for product
reviews and publications.

Submit a publication at www.novusbio.com/publications

Submit a review at www.novusbio.com/reviews/destination/NBP1-76795



NBP1-76795

HUWE1 Antibody - BSA Free

Product Information	
Unit Size	0.1 mg
Concentration	1 mg/ml
Storage	Store at 4C.
Clonality	Polyclonal
Preservative	0.02% Sodium Azide
Isotype	IgG
Purity	Peptide affinity purified
Buffer	PBS
Target Molecular Weight	481.89 kDa

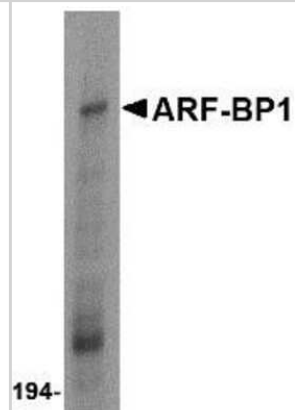
Product Description	
Host	Rabbit
Gene ID	10075
Gene Symbol	HUWE1
Species	Human, Mouse, Rat
Immunogen	Antibody was raised against a 19 amino acid synthetic peptide from near the carboxy terminus of human ARF-BP1. The immunogen is located within amino acids 4250 - 4300 of ARF-BP1. Amino Acid Sequence: IDDDLKSNTEYHKYQSNS

Product Application Details	
Applications	Western Blot, ELISA, Immunocytochemistry/ Immunofluorescence
Recommended Dilutions	Western Blot 1 ug/ml, ELISA 1:100-1:2000, Immunocytochemistry/ Immunofluorescence 5-20 ug/mL

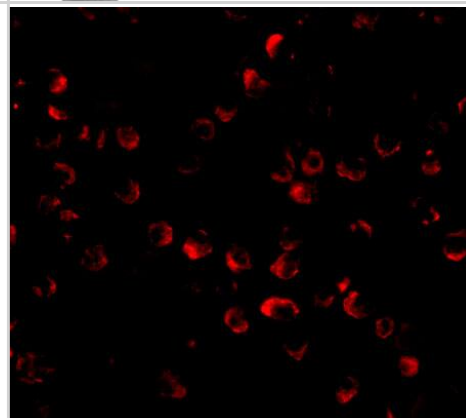


Images


Western Blot: HUWE1 Antibody [NBP1-76795] - Daudi cell lysate with HUWE1 antibody at 1 ug/ml.



Immunocytochemistry/ Immunofluorescence: HUWE1 Antibody - BSA Free [NBP1-76795] - Immunofluorescence of HUWE1 in Daudi cells with HUWE1 antibody at 20 ug/mL.



Immunocytochemistry/ Immunofluorescence: HUWE1 Antibody - BSA Free [NBP1-76795] - Immunocytochemistry of HUWE1 in Daudi cells with HUWE1 antibody at 5 ug/mL.





Novus Biologicals USA

10730 E. Briarwood Avenue
Centennial, CO 80112
USA
Phone: 303.730.1950
Toll Free: 1.888.506.6887
Fax: 303.730.1966
nb-customerservice@bio-techne.com

Bio-Techne Canada

21 Canmotor Ave
Toronto, ON M8Z 4E6
Canada
Phone: 905.827.6400
Toll Free: 855.668.8722
Fax: 905.827.6402
canada.inquires@bio-techne.com

Bio-Techne Ltd

19 Barton Lane
Abingdon Science Park
Abingdon, OX14 3NB, United Kingdom
Phone: (44) (0) 1235 529449
Free Phone: 0800 37 34 15
Fax: (44) (0) 1235 533420
info.EMEA@bio-techne.com

General Contact Information

www.novusbio.com
Technical Support: nb-technical@bio-techne.com
Orders: nb-customerservice@bio-techne.com
General: novus@novusbio.com

Products Related to NBP1-76795

NBP1-76795PEP	HUWE1 Antibody Blocking Peptide
HAF008	Goat anti-Rabbit IgG Secondary Antibody [HRP]
NB7160	Goat anti-Rabbit IgG (H+L) Secondary Antibody [HRP]
NBP2-24891	Rabbit IgG Isotype Control

Limitations

This product is for research use only and is not approved for use in humans or in clinical diagnosis. Primary Antibodies are guaranteed for 1 year from date of receipt.

For more information on our 100% guarantee, please visit www.novusbio.com/guarantee

Earn gift cards/discounts by submitting a review: www.novusbio.com/reviews/submit/NBP1-76795

Earn gift cards/discounts by submitting a publication using this product:
www.novusbio.com/publications

