

Product Datasheet

BCMA/TNFRSF17 Antibody - BSA Free NBP1-76774

Unit Size: 0.1 mg

Store at 4C.

www.novusbio.com



technical@novusbio.com

Protocols, Publications, Related Products, Reviews, Research Tools and Images at:
www.novusbio.com/NBP1-76774

Updated 9/9/2025 v.20.1

Earn rewards for product
reviews and publications.

Submit a publication at www.novusbio.com/publications

Submit a review at www.novusbio.com/reviews/destination/NBP1-76774



NBP1-76774**BCMA/TNFRSF17 Antibody - BSA Free****Product Information**

Unit Size	0.1 mg
Concentration	1 mg/ml
Storage	Store at 4C.
Clonality	Polyclonal
Preservative	0.02% Sodium Azide
Isotype	IgG
Purity	Peptide affinity purified
Buffer	PBS
Target Molecular Weight	27 kDa

Product Description

Description	Novus Biologicals Rabbit BCMA/TNFRSF17 Antibody - BSA Free (NBP1-76774) is a polyclonal antibody validated for use in IHC, WB, ELISA and ICC/IF. All Novus Biologicals antibodies are covered by our 100% guarantee.
Host	Rabbit
Gene ID	608
Gene Symbol	TNFRSF17
Species	Human
Immunogen	Antibody was raised against a 16 amino acid synthetic peptide mapping at the carboxy terminus of human BCMA. The immunogen is located within the last 50 amino acids of BCMA. Amino Acid Sequence: PAALSATEIEKSISAR

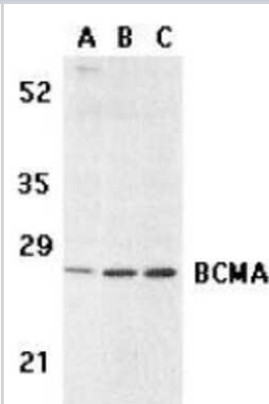
Product Application Details

Applications	Western Blot, Immunohistochemistry-Paraffin, ELISA, Immunocytochemistry/Immunofluorescence, Immunohistochemistry
Recommended Dilutions	Western Blot 5 ug/ml, ELISA 1:100-1:2000, Immunohistochemistry 5 ug/ml, Immunocytochemistry/ Immunofluorescence 20 ug/ml, Immunohistochemistry-Paraffin 5 ug/ml

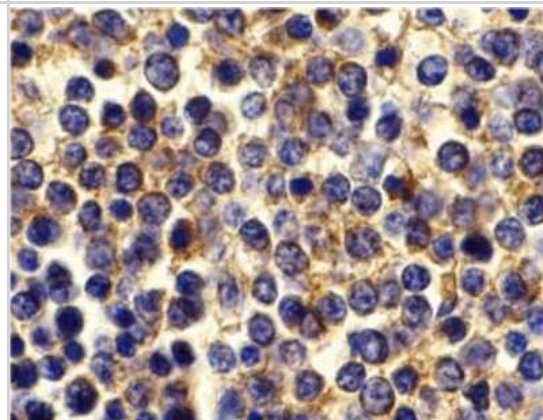


Images

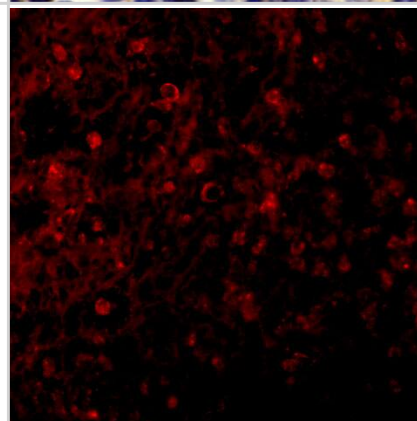
Western Blot: BCMA/TNFRSF17 Antibody [NBP1-76774] - Human spleen (A) tissue lysate, K562 (B), and U937 (C) cell lysates with BCMA antibody at 5 ug/ml.



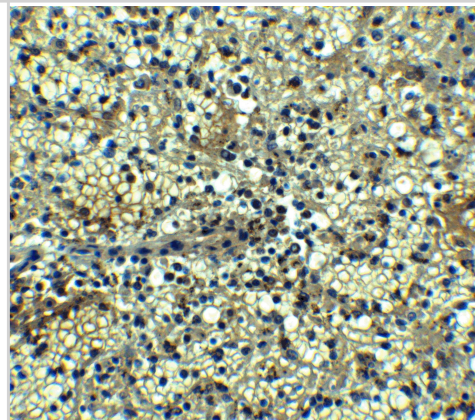
Immunohistochemistry-Paraffin: BCMA/TNFRSF17 Antibody [NBP1-76774] - Human spleen tissue with BCMA antibody at 10 ug/mL.



Immunocytochemistry/ Immunofluorescence: BCMA/TNFRSF17 Antibody - BSA Free [NBP1-76774] - Immunofluorescence of BCMA/TNFRSF17 in Human Spleen tissue with BCMA/TNFRSF17 antibody at 10 u/mL.



Immunohistochemistry: BCMA/TNFRSF17 Antibody - BSA Free [NBP1-76774] - Immunohistochemistry of BCMA/TNFRSF17 in human spleen tissue with BCMA/TNFRSF17 antibody at 5 ug/mL.





Novus Biologicals USA

10730 E. Briarwood Avenue
Centennial, CO 80112
USA
Phone: 303.730.1950
Toll Free: 1.888.506.6887
Fax: 303.730.1966
nb-customerservice@bio-techne.com

Bio-Techne Canada

21 Canmotor Ave
Toronto, ON M8Z 4E6
Canada
Phone: 905.827.6400
Toll Free: 855.668.8722
Fax: 905.827.6402
canada.inquires@bio-techne.com

Bio-Techne Ltd

19 Barton Lane
Abingdon Science Park
Abingdon, OX14 3NB, United Kingdom
Phone: (44) (0) 1235 529449
Free Phone: 0800 37 34 15
Fax: (44) (0) 1235 533420
info.EMEA@bio-techne.com

General Contact Information

www.novusbio.com
Technical Support: nb-technical@bio-techne.com
Orders: nb-customerservice@bio-techne.com
General: novus@novusbio.com

Products Related to NBP1-76774

NBP1-76774PEP	BCMA/TNFRSF17 Antibody Blocking Peptide
HAF008	Goat anti-Rabbit IgG Secondary Antibody [HRP]
NB7160	Goat anti-Rabbit IgG (H+L) Secondary Antibody [HRP]
NBP2-24891	Rabbit IgG Isotype Control

Limitations

This product is for research use only and is not approved for use in humans or in clinical diagnosis. Primary Antibodies are guaranteed for 1 year from date of receipt.

For more information on our 100% guarantee, please visit www.novusbio.com/guarantee

Earn gift cards/discounts by submitting a review: www.novusbio.com/reviews/submit/NBP1-76774

Earn gift cards/discounts by submitting a publication using this product:
www.novusbio.com/publications

