

Product Datasheet

Orai1 Antibody - BSA Free

NBP1-76762

Unit Size: 0.1 mg

Store at 4C short term. Aliquot and store at -20C long term. Avoid freeze-thaw cycles.

www.novusbio.com



technical@novusbio.com

Protocols, Publications, Related Products, Reviews, Research Tools and Images at:
www.novusbio.com/NBP1-76762

Updated 3/4/2026 v.20.1

Earn rewards for product
reviews and publications.

Submit a publication at www.novusbio.com/publications

Submit a review at www.novusbio.com/reviews/destination/NBP1-76762



NBP1-76762

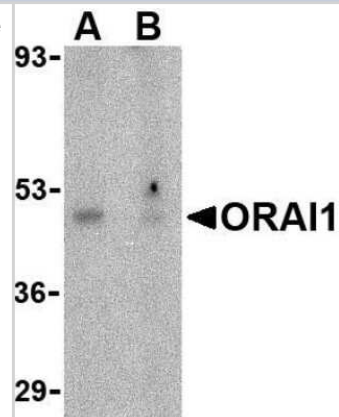
Orai1 Antibody - BSA Free

Product Information	
Unit Size	0.1 mg
Concentration	1 mg/ml
Storage	Store at 4C short term. Aliquot and store at -20C long term. Avoid freeze-thaw cycles.
Clonality	Polyclonal
Preservative	0.02% Sodium Azide
Isotype	IgG
Purity	Peptide affinity purified
Buffer	PBS
Target Molecular Weight	50 kDa
Product Description	
Host	Rabbit
Gene ID	84876
Gene Symbol	ORAI1
Species	Human, Mouse
Specificity/Sensitivity	This antibody is predicted to have no cross-reactivity to ORAI2 or ORAI3.
Immunogen	Antibody was raised against an 18 amino acid synthetic peptide from near the amino terminus of human ORAI1. The immunogen is located within the first 50 amino acids of ORAI1. Amino Acid Squence: TSGSRRSRRRSGDGEPPG
Product Application Details	
Applications	Western Blot, Immunohistochemistry-Paraffin, ELISA, Immunocytochemistry/Immunofluorescence, Immunohistochemistry
Recommended Dilutions	Western Blot 1 ug/ml, ELISA 1:100-1:2000, Immunohistochemistry 10 ug/ml, Immunocytochemistry/ Immunofluorescence 20 ug/ml, Immunohistochemistry-Paraffin 10 ug/ml

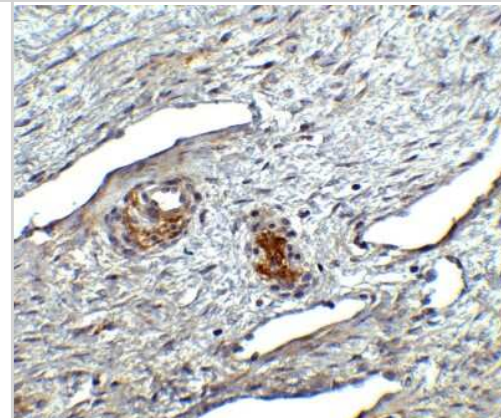


Images

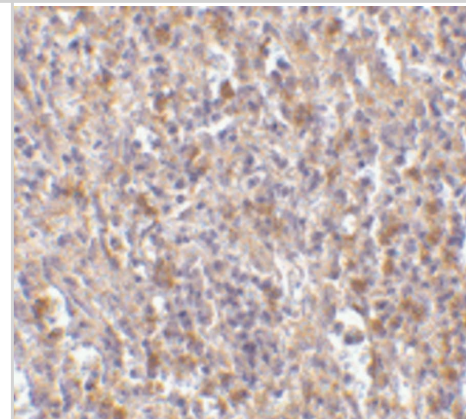
Western Blot: Orai1 Antibody [NBP1-76762] - Human ovary tissue lysate with ORAI1 antibody at 1 ug/mL in the (A) absence or (B) presence of blocking peptide.



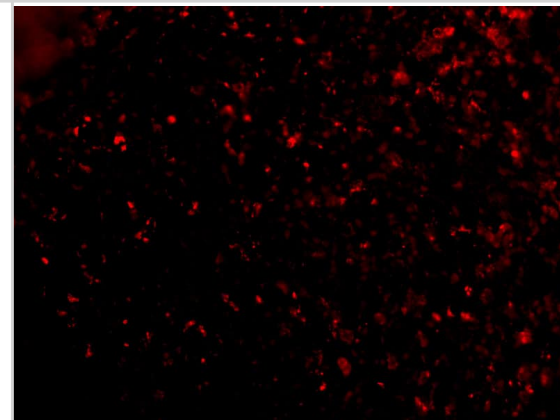
Immunohistochemistry: Orai1 Antibody [NBP1-76762] - Analysis of ORAI1 in human ovary tissue with ORAI1 antibody at 2.5 ug/ml.



Immunohistochemistry: Orai1 Antibody - BSA Free [NBP1-76762] - Immunohistochemistry of Orai1 in human spleen tissue with Orai1 antibody at 10 u/mL.



Immunocytochemistry/ Immunofluorescence: Orai1 Antibody - BSA Free [NBP1-76762] - Immunofluorescence of Orai1 in Human Spleen cells with Orai1 antibody at 20 ug/mL.





Novus Biologicals USA

10730 E. Briarwood Avenue
Centennial, CO 80112
USA
Phone: 303.730.1950
Toll Free: 1.888.506.6887
Fax: 303.730.1966
nb-customerservice@bio-techne.com

Bio-Techne Canada

21 Canmotor Ave
Toronto, ON M8Z 4E6
Canada
Phone: 905.827.6400
Toll Free: 855.668.8722
Fax: 905.827.6402
canada.inquires@bio-techne.com

Bio-Techne Ltd

19 Barton Lane
Abingdon Science Park
Abingdon, OX14 3NB, United Kingdom
Phone: (44) (0) 1235 529449
Free Phone: 0800 37 34 15
Fax: (44) (0) 1235 533420
info.EMEA@bio-techne.com

General Contact Information

www.novusbio.com
Technical Support: nb-technical@bio-techne.com
Orders: nb-customerservice@bio-techne.com
General: novus@novusbio.com

Products Related to NBP1-76762

NBP1-76762PEP	Orai1 Antibody Blocking Peptide
HAF008	Goat anti-Rabbit IgG Secondary Antibody [HRP]
NB7160	Goat anti-Rabbit IgG (H+L) Secondary Antibody [HRP]
NBP2-24891	Rabbit IgG Isotype Control

Limitations

This product is for research use only and is not approved for use in humans or in clinical diagnosis. Primary Antibodies are guaranteed for 1 year from date of receipt.

For more information on our 100% guarantee, please visit www.novusbio.com/guarantee

Earn gift cards/discounts by submitting a review: www.novusbio.com/reviews/submit/NBP1-76762

Earn gift cards/discounts by submitting a publication using this product:
www.novusbio.com/publications

