

# Product Datasheet

## CRTH-2/GPR44 Antibody - BSA Free NBP1-76755

Unit Size: 0.1 mg

Store at 4C short term. Aliquot and store at -20C long term. Avoid freeze-thaw cycles.

[www.novusbio.com](http://www.novusbio.com)



[technical@novusbio.com](mailto:technical@novusbio.com)

### Publications: 4

Protocols, Publications, Related Products, Reviews, Research Tools and Images at:  
[www.novusbio.com/NBP1-76755](http://www.novusbio.com/NBP1-76755)

Updated 3/4/2026 v.20.1

Earn rewards for product  
reviews and publications.

Submit a publication at [www.novusbio.com/publications](http://www.novusbio.com/publications)

Submit a review at [www.novusbio.com/reviews/destination/NBP1-76755](http://www.novusbio.com/reviews/destination/NBP1-76755)



**NBP1-76755**

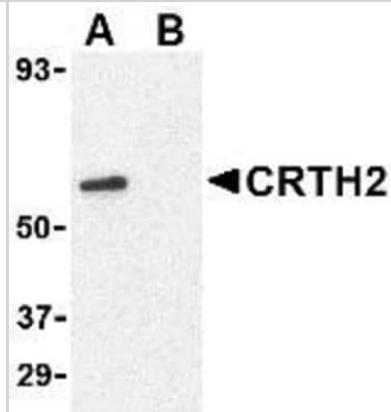
CRTH-2/GPR44 Antibody - BSA Free

Product Information	
Unit Size	0.1 mg
Concentration	1 mg/ml
Storage	Store at 4C short term. Aliquot and store at -20C long term. Avoid freeze-thaw cycles.
Clonality	Polyclonal
Preservative	0.02% Sodium Azide
Isotype	IgG
Purity	Peptide affinity purified
Buffer	PBS
Target Molecular Weight	43 kDa
Product Description	
Host	Rabbit
Gene ID	11251
Gene Symbol	PTGDR2
Species	Human, Mouse, Rat, Guinea Pig
Reactivity Notes	Guinea Pig reactivity reported in scientific literature (PMID: 25917171).
Specificity/Sensitivity	At least two different isoforms of CRTH2 are known to exist; this antibody will detect both isoforms.
Immunogen	Antibody was raised against a 18 amino acid synthetic peptide from near the amino terminus of human CRTH2. The immunogen is located within the first 50 amino acids of CRTH2. Amino Acid Sequence: EQMSRLQSHSNTSIRYID
Product Application Details	
Applications	Western Blot, Immunohistochemistry-Paraffin, ELISA, Immunocytochemistry/Immunofluorescence, Immunohistochemistry
Recommended Dilutions	Western Blot 1 ug/ml, ELISA 1:100-1:2000, Immunohistochemistry 2.5 ug/ml, Immunocytochemistry/ Immunofluorescence 20 ug/mL, Immunohistochemistry-Paraffin 2.5 ug/ml
Application Notes	Use in ICC/IF reported in scientific literature (PMID: 25917171).

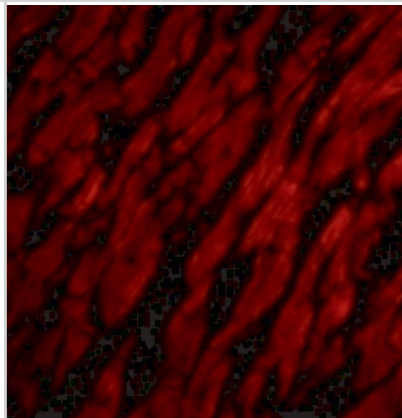


## Images

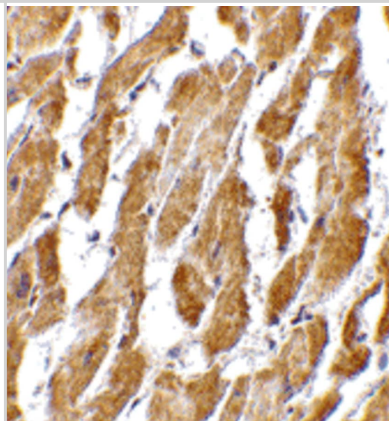
Western Blot: CRTH-2/GPR44 Antibody [NBP1-76755] - Jurkat cell lysate with GPR44 antibody at 1 ug/ml in (A) the absence and (B) presence of blocking peptide.



Immunocytochemistry/ Immunofluorescence: CRTH-2/GPR44 Antibody - BSA Free [NBP1-76755] - Immunofluorescence of CRTH-2/GPR44 in Human Heart tissue with CRTH-2/GPR44 antibody at 20 u/mL.



Immunohistochemistry: CRTH-2/GPR44 Antibody - BSA Free [NBP1-76755] - Immunohistochemistry of CRTH-2/GPR44 in human heart tissue with CRTH-2/GPR44 antibody at 2.5 ug/mL.



## Publications

Dash P, Ghatak S, Topi G Et al. High PGD2 receptor 2 levels are associated with poor prognosis in colorectal cancer patients and induce VEGF expression in colon cancer cells and migration in a zebrafish xenograft model British journal of cancer 2021-11-08 [PMID: 34750492] (WB, IHC-P, MiAr, Human)

Guan NN, Svennersten K, de Verdier PJ et al. Prostaglandin D2 effects and DP1 /DP2 receptor distribution in guinea pig urinary bladder out-flow region. J. Cell. Mol. Med. 2016-09-23 [PMID: 27664012] (ICC/IF, WB, Guinea Pig)

Guan NN, Svennersten K, de Verdier PJ et al. Receptors involved in prostaglandin D2 modulation of guinea pig urinary bladder motility Br. J. Pharmacol. 2015-04-27 [PMID: 25917171] (ICC/IF, Guinea Pig)

Zhang S, Grabauskas G, Wu X et al. Role of prostaglandin D2 in mast cell activation-induced sensitization of esophageal vagal afferents. Am J Physiol Gastrointest Liver Physiol 2013-05-15 [PMID: 23471341]



### **Novus Biologicals USA**

10730 E. Briarwood Avenue  
Centennial, CO 80112  
USA  
Phone: 303.730.1950  
Toll Free: 1.888.506.6887  
Fax: 303.730.1966  
nb-customerservice@bio-techne.com

### **Bio-Techne Canada**

21 Canmotor Ave  
Toronto, ON M8Z 4E6  
Canada  
Phone: 905.827.6400  
Toll Free: 855.668.8722  
Fax: 905.827.6402  
canada.inquires@bio-techne.com

### **Bio-Techne Ltd**

19 Barton Lane  
Abingdon Science Park  
Abingdon, OX14 3NB, United Kingdom  
Phone: (44) (0) 1235 529449  
Free Phone: 0800 37 34 15  
Fax: (44) (0) 1235 533420  
info.EMEA@bio-techne.com

### **General Contact Information**

www.novusbio.com  
Technical Support: nb-technical@bio-techne.com  
Orders: nb-customerservice@bio-techne.com  
General: novus@novusbio.com

### **Products Related to NBP1-76755**

---

NBP1-76755PEP	CRTH-2/GPR44 Antibody Blocking Peptide
HAF008	Goat anti-Rabbit IgG Secondary Antibody [HRP]
NB7160	Goat anti-Rabbit IgG (H+L) Secondary Antibody [HRP]
NBP2-24891	Rabbit IgG Isotype Control

---

### **Limitations**

This product is for research use only and is not approved for use in humans or in clinical diagnosis. Primary Antibodies are guaranteed for 1 year from date of receipt.

For more information on our 100% guarantee, please visit [www.novusbio.com/guarantee](http://www.novusbio.com/guarantee)

Earn gift cards/discounts by submitting a review: [www.novusbio.com/reviews/submit/NBP1-76755](http://www.novusbio.com/reviews/submit/NBP1-76755)

Earn gift cards/discounts by submitting a publication using this product:  
[www.novusbio.com/publications](http://www.novusbio.com/publications)

