

Product Datasheet

RP105/CD180 Antibody - BSA Free NBP1-76706

Unit Size: 0.1 mg

Store at 4C.

www.novusbio.com



technical@novusbio.com

Protocols, Publications, Related Products, Reviews, Research Tools and Images at:
www.novusbio.com/NBP1-76706

Updated 3/4/2026 v.20.1

Earn rewards for product
reviews and publications.

Submit a publication at www.novusbio.com/publications

Submit a review at www.novusbio.com/reviews/destination/NBP1-76706



NBP1-76706

RP105/CD180 Antibody - BSA Free

Product Information	
Unit Size	0.1 mg
Concentration	1 mg/ml
Storage	Store at 4C.
Clonality	Polyclonal
Preservative	0.02% Sodium Azide
Isotype	IgG
Purity	Peptide affinity purified
Buffer	PBS

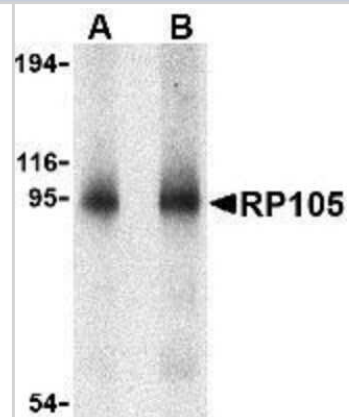
Product Description	
Host	Rabbit
Gene ID	4064
Gene Symbol	CD180
Species	Human
Immunogen	Antibody was raised against a 11 amino acid synthetic peptide from near the amino terminus of human RP105. The immunogen is located within the first 50 amino acids of RP105. Amino Acid Squence: CIEKEANKTYN

Product Application Details	
Applications	Western Blot, Immunohistochemistry-Paraffin, ELISA, Immunocytochemistry/ Immunofluorescence, Immunohistochemistry
Recommended Dilutions	Western Blot 0.5-1 ug/ml, ELISA 1:100-1:2000, Immunohistochemistry 2 ug/ml, Immunocytochemistry/ Immunofluorescence 20 ug/ml, Immunohistochemistry-Paraffin 2 ug/ml
Application Notes	Despite its predicted molecular weight, RP105/CD180 often migrates at 95 - 105 kDa.

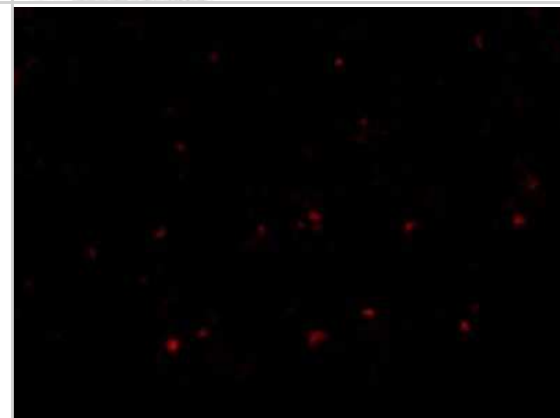


Images

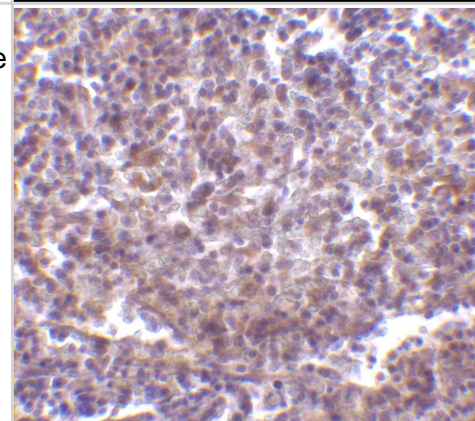
Western Blot: RP105/CD180 Antibody [NBP1-76706] - Human spleen tissue lysate with RP105 antibody at (A) 0.5 and (B) 1 ug/mL.



Immunocytochemistry/Immunofluorescence: RP105/CD180 Antibody [NBP1-76706] - Human spleen tissue with RP105 antibody at 20 ug/mL.



Immunohistochemistry: RP105/CD180 Antibody - BSA Free [NBP1-76706] - Immunohistochemistry of RP105/CD180 in human spleen tissue with RP105/CD180 antibody at 2 ug/mL.





Novus Biologicals USA

10730 E. Briarwood Avenue
Centennial, CO 80112
USA
Phone: 303.730.1950
Toll Free: 1.888.506.6887
Fax: 303.730.1966
nb-customerservice@bio-techne.com

Bio-Techne Canada

21 Canmotor Ave
Toronto, ON M8Z 4E6
Canada
Phone: 905.827.6400
Toll Free: 855.668.8722
Fax: 905.827.6402
canada.inquires@bio-techne.com

Bio-Techne Ltd

19 Barton Lane
Abingdon Science Park
Abingdon, OX14 3NB, United Kingdom
Phone: (44) (0) 1235 529449
Free Phone: 0800 37 34 15
Fax: (44) (0) 1235 533420
info.EMEA@bio-techne.com

General Contact Information

www.novusbio.com
Technical Support: nb-technical@bio-techne.com
Orders: nb-customerservice@bio-techne.com
General: novus@novusbio.com

Products Related to NBP1-76706

NBP1-76706PEP	RP105/CD180 Antibody Blocking Peptide
HAF008	Goat anti-Rabbit IgG Secondary Antibody [HRP]
NB7160	Goat anti-Rabbit IgG (H+L) Secondary Antibody [HRP]
NBP2-24891	Rabbit IgG Isotype Control

Limitations

This product is for research use only and is not approved for use in humans or in clinical diagnosis. Primary Antibodies are guaranteed for 1 year from date of receipt.

For more information on our 100% guarantee, please visit www.novusbio.com/guarantee

Earn gift cards/discounts by submitting a review: www.novusbio.com/reviews/submit/NBP1-76706

Earn gift cards/discounts by submitting a publication using this product:
www.novusbio.com/publications

