

# Product Datasheet

## IL-23A/IL-23 P19 Antibody - BSA Free NBP1-76697

Unit Size: 0.1 mg

Store at 4C.

[www.novusbio.com](http://www.novusbio.com)



[technical@novusbio.com](mailto:technical@novusbio.com)

### Publications: 1

Protocols, Publications, Related Products, Reviews, Research Tools and Images at:  
[www.novusbio.com/NBP1-76697](http://www.novusbio.com/NBP1-76697)

Updated 3/4/2026 v.20.1

Earn rewards for product  
reviews and publications.

Submit a publication at [www.novusbio.com/publications](http://www.novusbio.com/publications)

Submit a review at [www.novusbio.com/reviews/destination/NBP1-76697](http://www.novusbio.com/reviews/destination/NBP1-76697)



**NBP1-76697**

IL-23A/IL-23 P19 Antibody - BSA Free

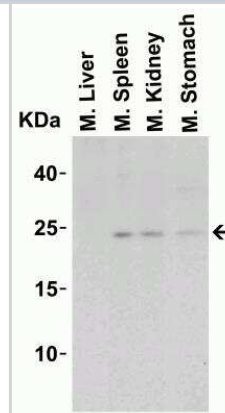
Product Information	
Unit Size	0.1 mg
Concentration	1 mg/ml
Storage	Store at 4C.
Clonality	Polyclonal
Preservative	0.02% Sodium Azide
Isotype	IgG
Purity	Peptide affinity purified
Buffer	PBS
Target Molecular Weight	22 kDa

Product Description	
Host	Rabbit
Gene ID	51561
Gene Symbol	IL23A
Species	Human, Mouse
Reactivity Notes	Immunogen displays the following percentage of sequence identity for non-tested species: Pig (82%)
Immunogen	Antibody was raised against a peptide corresponding to 17 amino acids near the amino terminus of human IL-23. The immunogen is located within amino acids 40 - 90 of IL-23. Amino Acid Squence: REEGDEETTNDVPHIQC

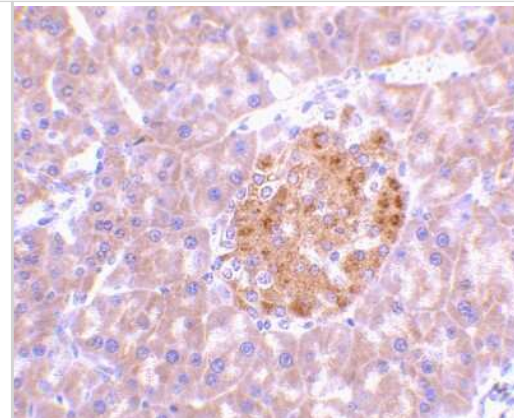
Product Application Details	
Applications	Western Blot, Immunohistochemistry-Paraffin, ELISA, Immunocytochemistry/Immunofluorescence, Immunohistochemistry
Recommended Dilutions	Western Blot 0.25-2 ug/ml, ELISA 1:100-1:2000, Immunohistochemistry 2 ug/ml, Immunocytochemistry/ Immunofluorescence 20 ug/mL, Immunohistochemistry-Paraffin 2 ug/ml

**Images**

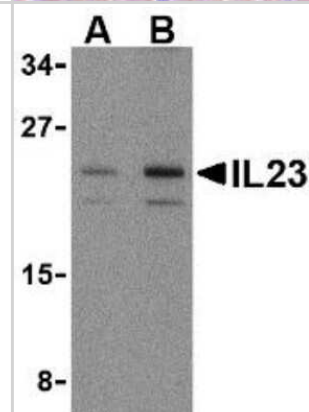
Western Blot: IL-23A/IL-23 P19 Antibody [NBP1-76697] - Western Blot Validation in Mouse Tissue Lysate. Loading: 15 ug of lysates per lane. Antibodies: IL-23A/IL-23 P19 NBP1-76697 (1 ug/mL), 1h incubation at RT in 5% NFD/MTBST. Secondary: Goat anti-rabbit IgG HRP conjugate at 1:10000 dilution.



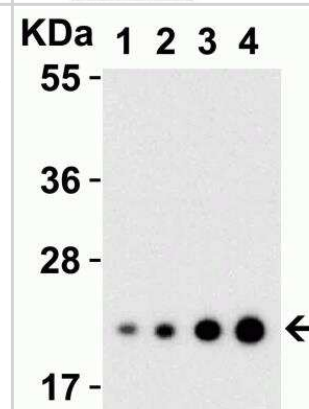
Immunohistochemistry-Paraffin: IL-23A/IL-23 P19 Antibody [NBP1-76697] - Mouse pancreas tissue with IL23 P19 antibody at 2 ug/ml.



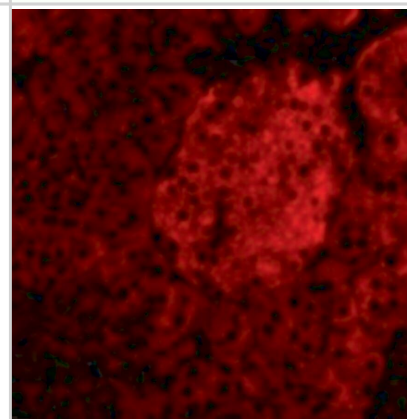
Western Blot: IL-23A/IL-23 P19 Antibody [NBP1-76697] - Mouse pancreas tissue lysate with IL-23 P19 antibody at (A) 1 and (B) 2 ug/ml.



Western Blot: IL-23A/IL-23 P19 Antibody [NBP1-76697] - Western Blot Validation with Recombinant Protein. Loading: 30 ng of human IL-23 recombinant protein per lane. Antibodies: IL-23A/IL-23 P19 NBP1-76697 (1: 0.25 ug/mL, 2: 0.5 ug/mL, 3: 1 ug/mL and 4: 2ug/mL), 1h incubation at RT in 5% NFDN/TBST. Secondary: Goat anti-rabbit IgG HRP conjugate at 1:10000 dilution.



Immunocytochemistry/ Immunofluorescence: IL-23A/IL-23 P19 Antibody - BSA Free [NBP1-76697] - Validation of IL-23A/IL-23 P19 in Mouse Pancreas Tissue. Immunofluorescent analysis of 4% paraformaldehyde-fixed mouse pancreas tissue labeling IL-23A/IL-23 P19 with at 20 ug/mL, followed by goat anti-rabbit IgG secondary antibody at 1/500 dilution (red).



## Publications

Jeong, U;Lee, WH;Choi, YS;Haseeb, M;Baek, WY;Han, JH;Choi, H;Kim, MS;Suh, CH;Kim, W;Choi, S; Discovery of ETI41 and ETI60: novel selective endosomal Toll-like receptor inhibitors for the treatment of autoimmune diseases Experimental & molecular medicine 2025-09-01 [PMID: 40887497]



### **Novus Biologicals USA**

10730 E. Briarwood Avenue  
Centennial, CO 80112  
USA  
Phone: 303.730.1950  
Toll Free: 1.888.506.6887  
Fax: 303.730.1966  
nb-customerservice@bio-techne.com

### **Bio-Techne Canada**

21 Canmotor Ave  
Toronto, ON M8Z 4E6  
Canada  
Phone: 905.827.6400  
Toll Free: 855.668.8722  
Fax: 905.827.6402  
canada.inquires@bio-techne.com

### **Bio-Techne Ltd**

19 Barton Lane  
Abingdon Science Park  
Abingdon, OX14 3NB, United Kingdom  
Phone: (44) (0) 1235 529449  
Free Phone: 0800 37 34 15  
Fax: (44) (0) 1235 533420  
info.EMEA@bio-techne.com

### **General Contact Information**

www.novusbio.com  
Technical Support: nb-technical@bio-techne.com  
Orders: nb-customerservice@bio-techne.com  
General: novus@novusbio.com

### **Products Related to NBP1-76697**

---

NBP1-76697PEP	IL-23A/IL-23 P19 Antibody Blocking Peptide
HAF008	Goat anti-Rabbit IgG Secondary Antibody [HRP]
NB7160	Goat anti-Rabbit IgG (H+L) Secondary Antibody [HRP]
NBP2-24891	Rabbit IgG Isotype Control

---

### **Limitations**

This product is for research use only and is not approved for use in humans or in clinical diagnosis. Primary Antibodies are guaranteed for 1 year from date of receipt.

For more information on our 100% guarantee, please visit [www.novusbio.com/guarantee](http://www.novusbio.com/guarantee)

Earn gift cards/discounts by submitting a review: [www.novusbio.com/reviews/submit/NBP1-76697](http://www.novusbio.com/reviews/submit/NBP1-76697)

Earn gift cards/discounts by submitting a publication using this product:  
[www.novusbio.com/publications](http://www.novusbio.com/publications)

