

# Product Datasheet

## Caspase-12 Antibody - BSA Free NBP1-76624

Unit Size: 0.1 mg

Store at -20C. Avoid freeze-thaw cycles.

[www.novusbio.com](http://www.novusbio.com)



[technical@novusbio.com](mailto:technical@novusbio.com)

Protocols, Publications, Related Products, Reviews, Research Tools and Images at:  
[www.novusbio.com/NBP1-76624](http://www.novusbio.com/NBP1-76624)

Updated 3/4/2026 v.20.1

Earn rewards for product  
reviews and publications.

Submit a publication at [www.novusbio.com/publications](http://www.novusbio.com/publications)

Submit a review at [www.novusbio.com/reviews/destination/NBP1-76624](http://www.novusbio.com/reviews/destination/NBP1-76624)



**NBP1-76624**

Caspase-12 Antibody - BSA Free

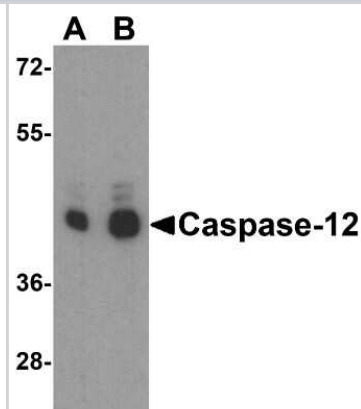
Product Information	
Unit Size	0.1 mg
Concentration	1 mg/ml
Storage	Store at -20C. Avoid freeze-thaw cycles.
Clonality	Polyclonal
Preservative	0.02% Sodium Azide
Isotype	IgG
Purity	Peptide affinity purified
Buffer	PBS
Target Molecular Weight	46 kDa

Product Description	
Host	Rabbit
Gene ID	100506742
Gene Symbol	CASP12
Species	Human, Mouse, Rat
Specificity/Sensitivity	Caspase-12 (large) antibody is predicted to have no cross reactivity to other members in the caspase family.
Immunogen	Antibody was raised against a synthetic peptide corresponding to 16 amino acids within the large cleavage product of murine caspase-12. The immunogen is located within amino acids 170 - 220 of Caspase-12. Amino Acid Sequence: CNKKVDYLFDRDNADTD

Product Application Details	
Applications	Western Blot, Immunohistochemistry-Paraffin, ELISA, Immunohistochemistry
Recommended Dilutions	Western Blot 0.25-2 ug/ml, ELISA 1:100-1:2000, Immunohistochemistry 2 ug/ml, Immunohistochemistry-Paraffin 1:10-1:500
Application Notes	Caspase-12 antibody can be used for the detection of both the propeptide and cleaved forms of caspase-12 by Western blot.

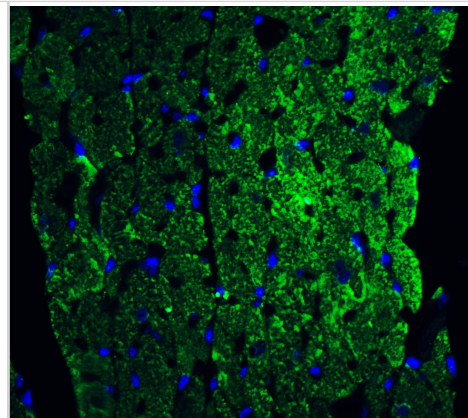
**Images**

Western Blot: Caspase-12 Antibody [NBP1-76624] - Analysis of Caspase-12 expression in rat heart tissue lysate with Caspase-12 antibody at (A) 0.25 and (B) 0.5 ug/ml.

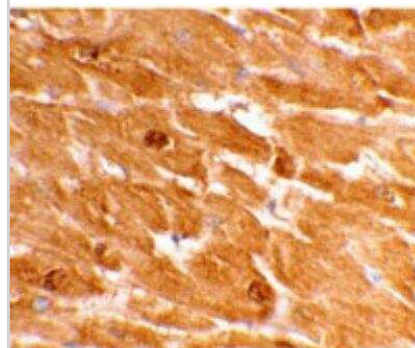


Immunocytochemistry/ Immunofluorescence: Caspase-12 Antibody - BSA Free [NBP1-76624] - Immunofluorescence of Caspase-12 in mouse heart tissue with Caspase-12 antibody at 20 ug/ml.

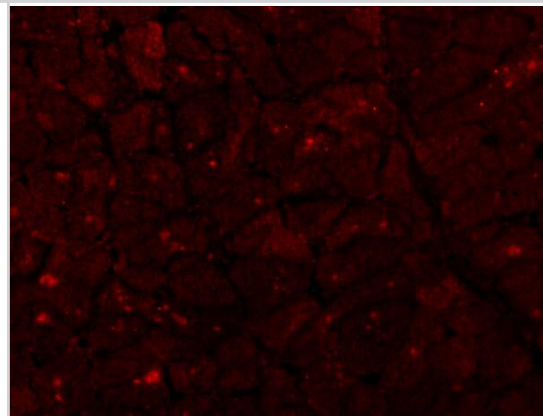
Green: Caspase-12 Antibody (Large)  
Blue: DAPI staining



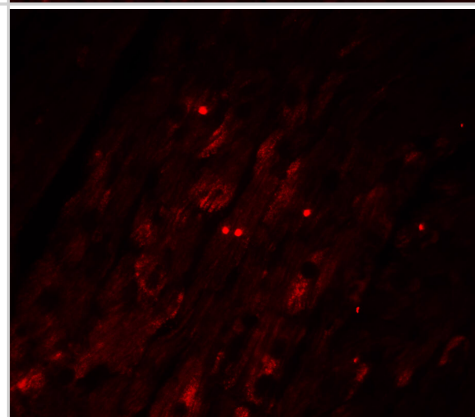
Immunohistochemistry: Caspase-12 Antibody [NBP1-76624] - Staining of human heart tissue using caspase-12 antibody (large) at 2 ug/mL.



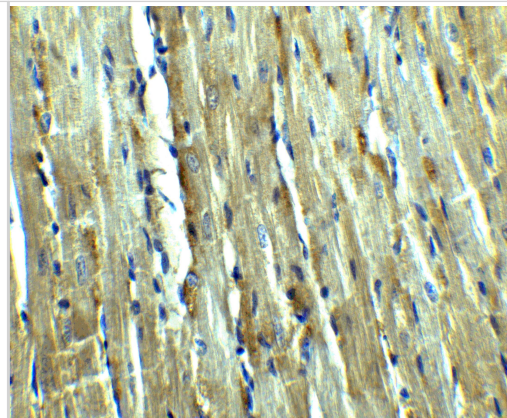
Immunocytochemistry/ Immunofluorescence: Caspase-12 Antibody - BSA Free [NBP1-76624] - Immunofluorescence of Caspase-12 in Human Heart tissue with Caspase-12 antibody at 10 ug/mL.



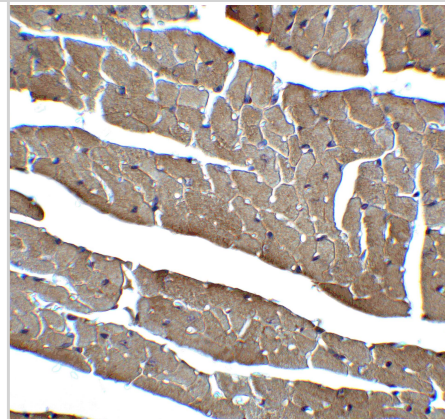
Immunocytochemistry/ Immunofluorescence: Caspase-12 Antibody - BSA Free [NBP1-76624] - Immunofluorescence of Caspase-12 in rat heart tissue with Caspase-12 antibody at 20 ug/ml.



Immunohistochemistry: Caspase-12 Antibody - BSA Free [NBP1-76624]  
- Immunohistochemistry of Caspase-12 in rat heart tissue with Caspase-12 antibody at 2.5 ug/ml.



Immunohistochemistry: Caspase-12 Antibody - BSA Free [NBP1-76624]  
- Immunohistochemistry of Caspase-12 in mouse heart tissue with Caspase-12 antibody at 2 ug/ml.





### **Novus Biologicals USA**

10730 E. Briarwood Avenue  
Centennial, CO 80112  
USA  
Phone: 303.730.1950  
Toll Free: 1.888.506.6887  
Fax: 303.730.1966  
nb-customerservice@bio-techne.com

### **Bio-Techne Canada**

21 Canmotor Ave  
Toronto, ON M8Z 4E6  
Canada  
Phone: 905.827.6400  
Toll Free: 855.668.8722  
Fax: 905.827.6402  
canada.inquires@bio-techne.com

### **Bio-Techne Ltd**

19 Barton Lane  
Abingdon Science Park  
Abingdon, OX14 3NB, United Kingdom  
Phone: (44) (0) 1235 529449  
Free Phone: 0800 37 34 15  
Fax: (44) (0) 1235 533420  
info.EMEA@bio-techne.com

### **General Contact Information**

www.novusbio.com  
Technical Support: nb-technical@bio-techne.com  
Orders: nb-customerservice@bio-techne.com  
General: novus@novusbio.com

### **Products Related to NBP1-76624**

---

NBP3-11853	Jurkat Staurosporine Treated / Untreated Cell Lysate
NBP1-76624PEP	Caspase-12 Antibody Blocking Peptide
HAF008	Goat anti-Rabbit IgG Secondary Antibody [HRP]
NB7160	Goat anti-Rabbit IgG (H+L) Secondary Antibody [HRP]
NBP2-24891	Rabbit IgG Isotype Control

---

### **Limitations**

This product is for research use only and is not approved for use in humans or in clinical diagnosis. Primary Antibodies are guaranteed for 1 year from date of receipt.

For more information on our 100% guarantee, please visit [www.novusbio.com/guarantee](http://www.novusbio.com/guarantee)

Earn gift cards/discounts by submitting a review: [www.novusbio.com/reviews/submit/NBP1-76624](http://www.novusbio.com/reviews/submit/NBP1-76624)

Earn gift cards/discounts by submitting a publication using this product:  
[www.novusbio.com/publications](http://www.novusbio.com/publications)

