

# Product Datasheet

## Caspase-4 Antibody - BSA Free NBP1-76602

Unit Size: 0.1 mg

Store at 4C short term. Aliquot and store at -20C long term. Avoid freeze-thaw cycles.

[www.novusbio.com](http://www.novusbio.com)



[technical@novusbio.com](mailto:technical@novusbio.com)

### Publications: 2

Protocols, Publications, Related Products, Reviews, Research Tools and Images at:  
[www.novusbio.com/NBP1-76602](http://www.novusbio.com/NBP1-76602)

Updated 10/23/2025 v.20.1

Earn rewards for product  
reviews and publications.

Submit a publication at [www.novusbio.com/publications](http://www.novusbio.com/publications)

Submit a review at [www.novusbio.com/reviews/destination/NBP1-76602](http://www.novusbio.com/reviews/destination/NBP1-76602)



**NBP1-76602**

Caspase-4 Antibody - BSA Free

Product Information	
Unit Size	0.1 mg
Concentration	1 mg/ml
Storage	Store at 4C short term. Aliquot and store at -20C long term. Avoid freeze-thaw cycles.
Clonality	Polyclonal
Preservative	0.02% Sodium Azide
Isotype	IgG
Purity	Peptide affinity purified
Buffer	PBS

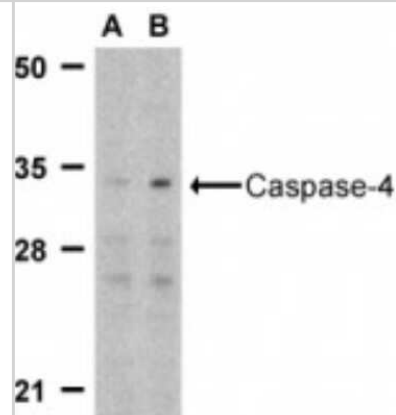
Product Description	
Description	Novus Biologicals Rabbit Caspase-4 Antibody - BSA Free (NBP1-76602) is a polyclonal antibody validated for use in IHC, WB, ELISA and ICC/IF. Anti-Caspase-4 Antibody: Cited in 2 publications. All Novus Biologicals antibodies are covered by our 100% guarantee.
Host	Rabbit
Gene ID	837
Gene Symbol	CASP4
Species	Human, Mouse
Specificity/Sensitivity	Depending on cell lines or tissues used, other cleavage products may be observed.
Immunogen	Antibody was raised against a 16 amino acid synthetic peptide from the amino-terminus of human Caspase-4. The immunogen is located within amino acids 20 - 70 of Caspase-4. Amino Acid Sequence: KEEKKKYYDAKTEDK

Product Application Details	
Applications	Western Blot, Immunohistochemistry-Paraffin, ELISA, Immunocytochemistry/Immunofluorescence, Immunohistochemistry
Recommended Dilutions	Western Blot 0.5-1 ug/ml, ELISA 1:100-1:2000, Immunohistochemistry 2 ug/ml, Immunocytochemistry/ Immunofluorescence 10 ug/ml, Immunohistochemistry-Paraffin 2 ug/ml

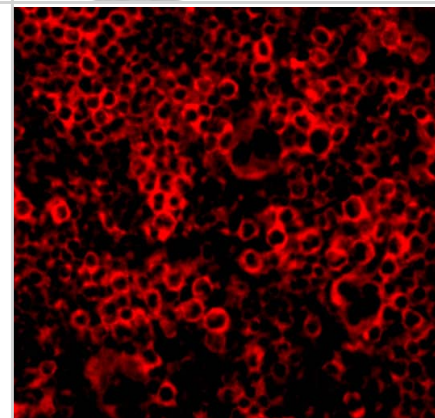


## Images


Western Blot: Caspase-4 Antibody [NBP1-76602] - Analysis of Caspase 4 in Ramos cells with anti-Caspase 4 (NT) using NBP1-76602 at (A) 0.5 and (B) 1 ug/ml.



Immunocytochemistry/ Immunofluorescence: Caspase-4 Antibody - BSA Free [NBP1-76602] - Immunofluorescence of Caspase-4 in Mouse Spleen 100 cells with Caspase-4 antibody at u/mL.



Immunohistochemistry: Caspase-4 Antibody - BSA Free [NBP1-76602] - Immunohistochemical staining of mouse spleen using caspase-4 antibody at 2 ug/mL.



## Publications

Quach J, Moreau F, Sandall C, Chadee k. Entamoeba histolytica-induced IL-1B secretion is dependent on caspase-4 and gasdermin D. Mucosal Immunol. 2018-10-25 [PMID: 30361535]

Fei Gao, Dian Xiong, Zhaorui Sun, Jingbo Shao, Dong Wei, Shinan Nie ARC DPBNPs suppress LPS-induced acute lung injury via inhibiting macrophage pyroptosis and M1 polarization by ERK pathway in mice. International immunopharmacology 2024-04-10 [PMID: 38457983]



### **Novus Biologicals USA**

10730 E. Briarwood Avenue  
Centennial, CO 80112  
USA  
Phone: 303.730.1950  
Toll Free: 1.888.506.6887  
Fax: 303.730.1966  
nb-customerservice@bio-techne.com

### **Bio-Techne Canada**

21 Canmotor Ave  
Toronto, ON M8Z 4E6  
Canada  
Phone: 905.827.6400  
Toll Free: 855.668.8722  
Fax: 905.827.6402  
canada.inquires@bio-techne.com

### **Bio-Techne Ltd**

19 Barton Lane  
Abingdon Science Park  
Abingdon, OX14 3NB, United Kingdom  
Phone: (44) (0) 1235 529449  
Free Phone: 0800 37 34 15  
Fax: (44) (0) 1235 533420  
info.EMEA@bio-techne.com

### **General Contact Information**

www.novusbio.com  
Technical Support: nb-technical@bio-techne.com  
Orders: nb-customerservice@bio-techne.com  
General: novus@novusbio.com

### **Products Related to NBP1-76602**

---

NBP3-11853	Jurkat Staurosporine Treated / Untreated Cell Lysate
NBP1-76602PEP	Caspase-4 Antibody Blocking Peptide
NBP2-33376H	Blue Marker Antibody (6F4-F6) [HRP]
HAF008	Goat anti-Rabbit IgG Secondary Antibody [HRP]
NB7160	Goat anti-Rabbit IgG (H+L) Secondary Antibody [HRP]
NBP2-24891	Rabbit IgG Isotype Control

---

### **Limitations**

This product is for research use only and is not approved for use in humans or in clinical diagnosis. Primary Antibodies are guaranteed for 1 year from date of receipt.

For more information on our 100% guarantee, please visit [www.novusbio.com/guarantee](http://www.novusbio.com/guarantee)

Earn gift cards/discounts by submitting a review: [www.novusbio.com/reviews/submit/NBP1-76602](http://www.novusbio.com/reviews/submit/NBP1-76602)

Earn gift cards/discounts by submitting a publication using this product:  
[www.novusbio.com/publications](http://www.novusbio.com/publications)



