

# Product Datasheet

## KAL1 Antibody - BSA Free

### NBP1-76580

Unit Size: 0.1 mg

Store at 4C.

[www.novusbio.com](http://www.novusbio.com)



[technical@novusbio.com](mailto:technical@novusbio.com)

Protocols, Publications, Related Products, Reviews, Research Tools and Images at:  
[www.novusbio.com/NBP1-76580](http://www.novusbio.com/NBP1-76580)

Updated 3/4/2026 v.20.1

Earn rewards for product  
reviews and publications.

Submit a publication at [www.novusbio.com/publications](http://www.novusbio.com/publications)

Submit a review at [www.novusbio.com/reviews/destination/NBP1-76580](http://www.novusbio.com/reviews/destination/NBP1-76580)



**NBP1-76580**

KAL1 Antibody - BSA Free

Product Information	
Unit Size	0.1 mg
Concentration	1 mg/ml
Storage	Store at 4C.
Clonality	Polyclonal
Preservative	0.02% Sodium Azide
Isotype	IgG
Purity	Peptide affinity purified
Buffer	PBS


Product Description	
Host	Rabbit
Gene ID	3730
Gene Symbol	ANOS1
Species	Human
Immunogen	Antibody was raised against an 18 amino acid synthetic peptide near the center of human Anosmin. The immunogen is located within amino acids 430 - 480 of Anosmin. Amino Acid Sequence: KVYWKKTEDPTVNRYHVR

Product Application Details	
Applications	Western Blot, ELISA, Immunocytochemistry/ Immunofluorescence
Recommended Dilutions	Western Blot 1 ug/ml, ELISA 1:100-1:2000, Immunocytochemistry/ Immunofluorescence 5-20 ug/ml

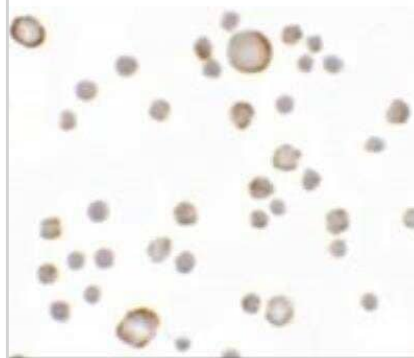


**Images**

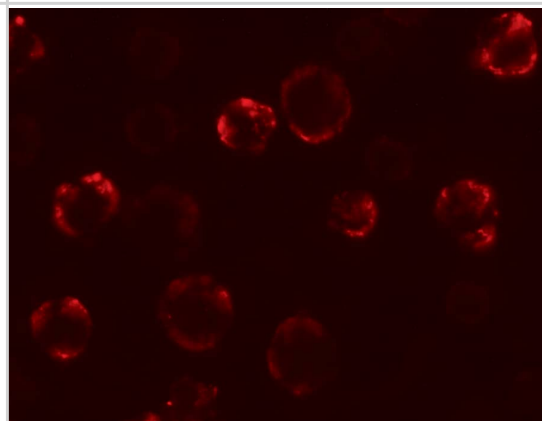
Western Blot: KAL1 Antibody [NBP1-76580] - Western blot analysis of Anosmin in MCF7 cell lysate with Anosmin antibody at 1 ug/mL.



Immunocytochemistry/Immunofluorescence: KAL1 Antibody [NBP1-76580] - KAL1 in MCF7 cells with KAL1 antibody at 5 ug/mL.



Immunocytochemistry/ Immunofluorescence: KAL1 Antibody - BSA Free [NBP1-76580] - Immunofluorescence of KAL1 in MCF7 cells with KAL1 antibody at 20 ug/mL.





### **Novus Biologicals USA**

10730 E. Briarwood Avenue  
Centennial, CO 80112  
USA  
Phone: 303.730.1950  
Toll Free: 1.888.506.6887  
Fax: 303.730.1966  
nb-customerservice@bio-techne.com

### **Bio-Techne Canada**

21 Canmotor Ave  
Toronto, ON M8Z 4E6  
Canada  
Phone: 905.827.6400  
Toll Free: 855.668.8722  
Fax: 905.827.6402  
canada.inquires@bio-techne.com

### **Bio-Techne Ltd**

19 Barton Lane  
Abingdon Science Park  
Abingdon, OX14 3NB, United Kingdom  
Phone: (44) (0) 1235 529449  
Free Phone: 0800 37 34 15  
Fax: (44) (0) 1235 533420  
info.EMEA@bio-techne.com

### **General Contact Information**

www.novusbio.com  
Technical Support: nb-technical@bio-techne.com  
Orders: nb-customerservice@bio-techne.com  
General: novus@novusbio.com

### **Products Related to NBP1-76580**

---

NBP1-76580PEP	KAL1 Antibody Blocking Peptide
HAF008	Goat anti-Rabbit IgG Secondary Antibody [HRP]
NB7160	Goat anti-Rabbit IgG (H+L) Secondary Antibody [HRP]
NBP2-24891	Rabbit IgG Isotype Control

---

### **Limitations**

This product is for research use only and is not approved for use in humans or in clinical diagnosis. Primary Antibodies are guaranteed for 1 year from date of receipt.

For more information on our 100% guarantee, please visit [www.novusbio.com/guarantee](http://www.novusbio.com/guarantee)

Earn gift cards/discounts by submitting a review: [www.novusbio.com/reviews/submit/NBP1-76580](http://www.novusbio.com/reviews/submit/NBP1-76580)

Earn gift cards/discounts by submitting a publication using this product:  
[www.novusbio.com/publications](http://www.novusbio.com/publications)

