

Product Datasheet

TM4SF1/L6 Antibody - BSA Free NBP1-76549

Unit Size: 0.1 mg

Store at 4C short term. Aliquot and store at -20C long term. Avoid freeze-thaw cycles.

www.novusbio.com



technical@novusbio.com

Publications: 1

Protocols, Publications, Related Products, Reviews, Research Tools and Images at:
www.novusbio.com/NBP1-76549

Updated 3/4/2026 v.20.1

Earn rewards for product
reviews and publications.

Submit a publication at www.novusbio.com/publications

Submit a review at www.novusbio.com/reviews/destination/NBP1-76549



NBP1-76549

TM4SF1/L6 Antibody - BSA Free

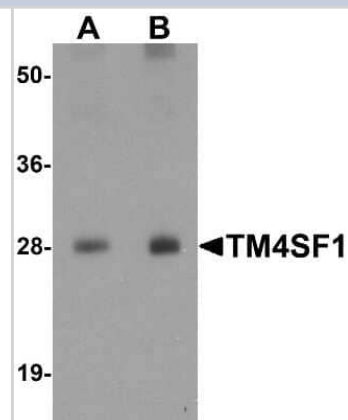
Product Information	
Unit Size	0.1 mg
Concentration	1 mg/ml
Storage	Store at 4C short term. Aliquot and store at -20C long term. Avoid freeze-thaw cycles.
Clonality	Polyclonal
Preservative	0.02% Sodium Azide
Isotype	IgG
Purity	Peptide affinity purified
Buffer	PBS

Product Description	
Host	Rabbit
Gene ID	4071
Gene Symbol	TM4SF1
Species	Human, Mouse, Rat
Specificity/Sensitivity	At least three isoforms of TM4SF1 are known to exist; this antibody will recognize only the two largest isoforms. TM4SF1 antibody is predicted to not cross-react with other tetraspanin proteins.
Immunogen	Antibody was raised against an 18 amino acid synthetic peptide near the amino terminus of human TM4SF1. The immunogen is located within the first 50 amino acids of TM4SF1. Amino Acid Squence: LYFPNGETKYASENHLSR

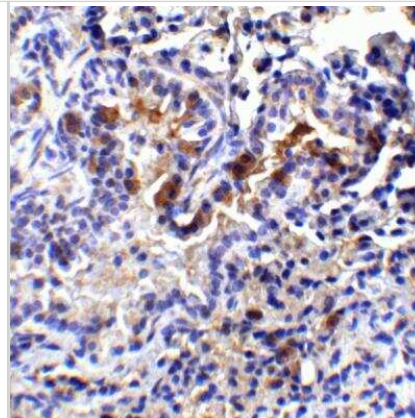
Product Application Details	
Applications	Western Blot, Immunohistochemistry-Paraffin, ELISA, Immunocytochemistry/Immunofluorescence, Immunohistochemistry
Recommended Dilutions	Western Blot 0.5-1 ug/ml, ELISA 1:100-1:2000, Immunohistochemistry 5 ug/ml, Immunocytochemistry/ Immunofluorescence 20 ug/ml, Immunohistochemistry-Paraffin

Images

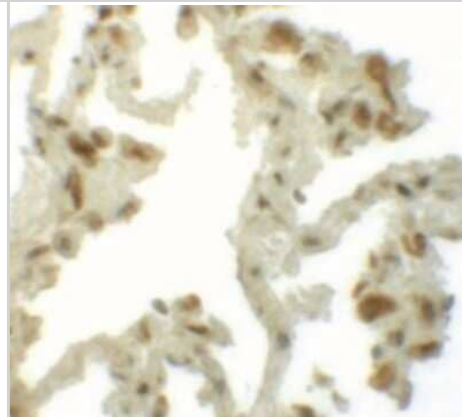
Western Blot: TM4SF1/L6 Antibody [NBP1-76549] - Human lung tissue lysate with TM4SF1 antibody at (A) 0.5 and (B) 1 ug/mL.



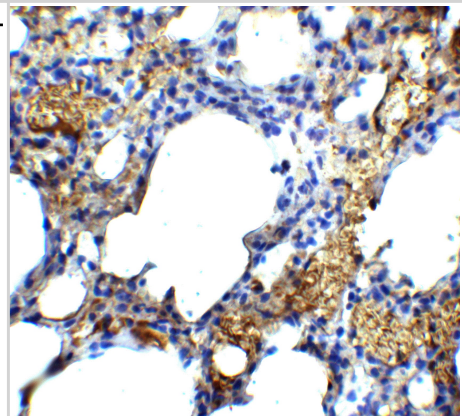
Immunohistochemistry-Paraffin: TM4SF1/L6 Antibody [NBP1-76549] - Mouse lung tissue with TM4SF1 antibody at 2 ug/mL.



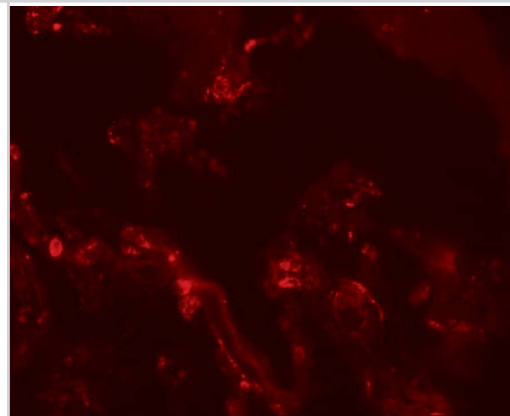
Immunohistochemistry-Paraffin: TM4SF1/L6 Antibody [NBP1-76549] - Human lung tissue with TM4SF1 antibody at 5 ug/mL.



Immunohistochemistry: TM4SF1/L6 Antibody - BSA Free [NBP1-76549] - Immunohistochemistry of TM4SF1/L6 in mouse lung tissue with TM4SF1/L6 antibody at 5 ug/mL.

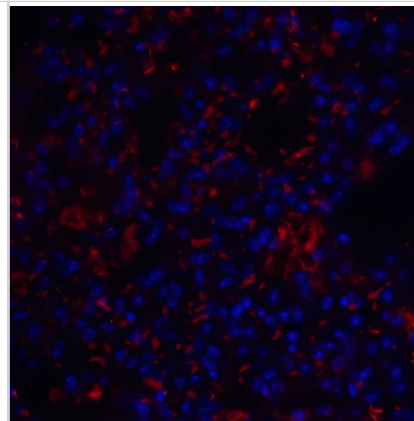


Immunocytochemistry/ Immunofluorescence: TM4SF1/L6 Antibody - BSA Free [NBP1-76549] - Immunofluorescence of TM4SF1/L6 in human lung tissue with TM4SF1/L6 antibody at 20 ug/mL.



Immunocytochemistry/ Immunofluorescence: TM4SF1/L6 Antibody - BSA Free [NBP1-76549] - Immunofluorescence of TM4SF1/L6 in mouse lung tissue with TM4SF1/L6 antibody at 20 ug/mL.

Red: TM4SF1/L6 Antibody
Blue: DAPI staining



Publications

Hou S, Hao X, Li J et al. TM4SF1 promotes esophageal squamous cell carcinoma metastasis by interacting with integrin alpha 6 Cell death & disease 2022-07-14 [PMID: 35835740] (IHC-P, Human)



Novus Biologicals USA

10730 E. Briarwood Avenue
Centennial, CO 80112
USA
Phone: 303.730.1950
Toll Free: 1.888.506.6887
Fax: 303.730.1966
nb-customerservice@bio-techne.com

Bio-Techne Canada

21 Canmotor Ave
Toronto, ON M8Z 4E6
Canada
Phone: 905.827.6400
Toll Free: 855.668.8722
Fax: 905.827.6402
canada.inquires@bio-techne.com

Bio-Techne Ltd

19 Barton Lane
Abingdon Science Park
Abingdon, OX14 3NB, United Kingdom
Phone: (44) (0) 1235 529449
Free Phone: 0800 37 34 15
Fax: (44) (0) 1235 533420
info.EMEA@bio-techne.com

General Contact Information

www.novusbio.com
Technical Support: nb-technical@bio-techne.com
Orders: nb-customerservice@bio-techne.com
General: novus@novusbio.com

Products Related to NBP1-76549

NBP1-76549PEP	TM4SF1/L6 Antibody Blocking Peptide
HAF008	Goat anti-Rabbit IgG Secondary Antibody [HRP]
NB7160	Goat anti-Rabbit IgG (H+L) Secondary Antibody [HRP]
NBP2-24891	Rabbit IgG Isotype Control

Limitations

This product is for research use only and is not approved for use in humans or in clinical diagnosis. Primary Antibodies are guaranteed for 1 year from date of receipt.

For more information on our 100% guarantee, please visit www.novusbio.com/guarantee

Earn gift cards/discounts by submitting a review: www.novusbio.com/reviews/submit/NBP1-76549

Earn gift cards/discounts by submitting a publication using this product:
www.novusbio.com/publications

