

# Product Datasheet

## SLC39A8/ZIP8 Antibody - BSA Free NBP1-76505

Unit Size: 0.1 mg

Store at 4C short term. Aliquot and store at -20C long term. Avoid freeze-thaw cycles.

[www.novusbio.com](http://www.novusbio.com)



[technical@novusbio.com](mailto:technical@novusbio.com)

### Publications: 1

Protocols, Publications, Related Products, Reviews, Research Tools and Images at:  
[www.novusbio.com/NBP1-76505](http://www.novusbio.com/NBP1-76505)

Updated 3/4/2026 v.20.1

Earn rewards for product  
reviews and publications.

Submit a publication at [www.novusbio.com/publications](http://www.novusbio.com/publications)

Submit a review at [www.novusbio.com/reviews/destination/NBP1-76505](http://www.novusbio.com/reviews/destination/NBP1-76505)



**NBP1-76505**

SLC39A8/ZIP8 Antibody - BSA Free

Product Information	
Unit Size	0.1 mg
Concentration	1 mg/ml
Storage	Store at 4C short term. Aliquot and store at -20C long term. Avoid freeze-thaw cycles.
Clonality	Polyclonal
Preservative	0.02% Sodium Azide
Isotype	IgG
Purity	Peptide affinity purified
Buffer	PBS

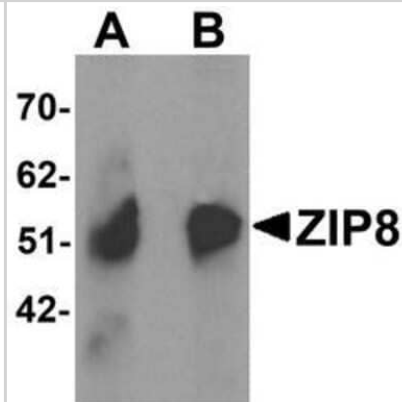
Product Description	
Host	Rabbit
Gene ID	64116
Gene Symbol	SLC39A8
Species	Human
Reactivity Notes	Immunogen displays the following percentage of sequence identity for non-tested species: Mouse: (89%), Rat: (89%).
Specificity/Sensitivity	ZIP8 antibody is predicted to not cross-react with other ZIP family members.
Immunogen	Antibody was raised against a 18 amino acid synthetic peptide near the carboxy terminus of human ZIP8. The immunogen is located within the last 50 amino acids of ZIP8. Amino Acid Squence: PEMDMLREKVTGRKTDF

Product Application Details	
Applications	Western Blot, Immunohistochemistry-Paraffin, ELISA, Immunocytochemistry/Immunofluorescence, Immunohistochemistry
Recommended Dilutions	Western Blot 1-2 ug/ml, ELISA 1:100-1:2000, Immunohistochemistry 5 ug/ml, Immunocytochemistry/ Immunofluorescence 20 ug/ml, Immunohistochemistry-Paraffin 5 ug/mL

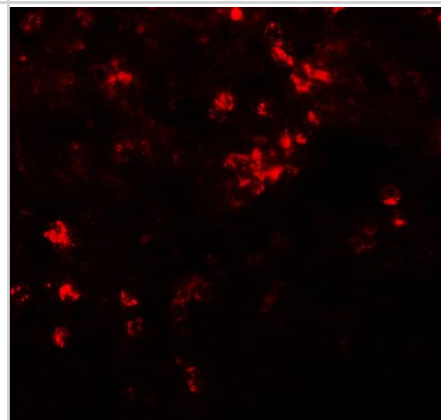


## Images

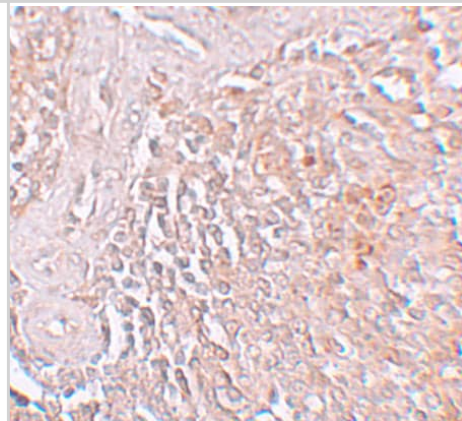
Western Blot: SLC39A8/ZIP8 Antibody [NBP1-76505] - Human spleen tissue lysate with SLC39A8/ZIP8 antibody at (A) 1 and (B) 2 ug/mL.



Immunohistochemistry: SLC39A8/ZIP8 Antibody - BSA Free [NBP1-76505] - Immunofluorescence of SLC39A8/ZIP8 in human spleen tissue with SLC39A8/ZIP8 antibody at 20 u/mL.



Immunohistochemistry: SLC39A8/ZIP8 Antibody - BSA Free [NBP1-76505] - Immunohistochemistry of SLC39A8/ZIP8 in human spleen tissue with SLC39A8/ZIP8 antibody at 5 u/mL.



## Publications

Huang Y, Huang L, Li L et al. MicroRNA-25-3p therapy for intervertebral disc degeneration by targeting the IL-1 $\beta$ /ZIP8/MTF1 signaling pathway with a novel thermo-responsive vector *Annals of Translational Medicine* 2020-12-14 [PMID: 33313245]



### **Novus Biologicals USA**

10730 E. Briarwood Avenue  
Centennial, CO 80112  
USA  
Phone: 303.730.1950  
Toll Free: 1.888.506.6887  
Fax: 303.730.1966  
nb-customerservice@bio-techne.com

### **Bio-Techne Canada**

21 Canmotor Ave  
Toronto, ON M8Z 4E6  
Canada  
Phone: 905.827.6400  
Toll Free: 855.668.8722  
Fax: 905.827.6402  
canada.inquires@bio-techne.com

### **Bio-Techne Ltd**

19 Barton Lane  
Abingdon Science Park  
Abingdon, OX14 3NB, United Kingdom  
Phone: (44) (0) 1235 529449  
Free Phone: 0800 37 34 15  
Fax: (44) (0) 1235 533420  
info.EMEA@bio-techne.com

### **General Contact Information**

www.novusbio.com  
Technical Support: nb-technical@bio-techne.com  
Orders: nb-customerservice@bio-techne.com  
General: novus@novusbio.com

### **Products Related to NBP1-76505**

---

NBP1-76505PEP	SLC39A8/ZIP8 Antibody Blocking Peptide
HAF008	Goat anti-Rabbit IgG Secondary Antibody [HRP]
NB7160	Goat anti-Rabbit IgG (H+L) Secondary Antibody [HRP]
NBP2-24891	Rabbit IgG Isotype Control

---

### **Limitations**

This product is for research use only and is not approved for use in humans or in clinical diagnosis. Primary Antibodies are guaranteed for 1 year from date of receipt.

For more information on our 100% guarantee, please visit [www.novusbio.com/guarantee](http://www.novusbio.com/guarantee)

Earn gift cards/discounts by submitting a review: [www.novusbio.com/reviews/submit/NBP1-76505](http://www.novusbio.com/reviews/submit/NBP1-76505)

Earn gift cards/discounts by submitting a publication using this product:  
[www.novusbio.com/publications](http://www.novusbio.com/publications)

