

Product Datasheet

IL-1 RAcP/IL-1 R3 Antibody - BSA Free NBP1-76464

Unit Size: 0.1 mg

Store at 4C short term. Aliquot and store at -20C long term. Avoid freeze-thaw cycles.

www.novusbio.com



technical@novusbio.com

Protocols, Publications, Related Products, Reviews, Research Tools and Images at:
www.novusbio.com/NBP1-76464

Updated 3/4/2026 v.20.1

Earn rewards for product
reviews and publications.

Submit a publication at www.novusbio.com/publications

Submit a review at www.novusbio.com/reviews/destination/NBP1-76464



NBP1-76464

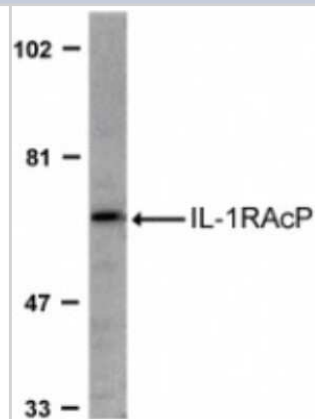
IL-1 RAcP/IL-1 R3 Antibody - BSA Free

Product Information	
Unit Size	0.1 mg
Concentration	1 mg/ml
Storage	Store at 4C short term. Aliquot and store at -20C long term. Avoid freeze-thaw cycles.
Clonality	Polyclonal
Preservative	0.02% Sodium Azide
Isotype	IgG
Purity	Peptide affinity purified
Buffer	PBS
Target Molecular Weight	66 kDa
Product Description	
Host	Rabbit
Gene ID	3556
Gene Symbol	IL1RAP
Species	Human
Specificity/Sensitivity	This polyclonal antibody has no cross activity to other members in the IL-1 receptor family.
Immunogen	Antibody was raised against a 16 amino acid peptide near the carboxy terminus of human IL-1RAcP. The immunogen is located within the last 50 amino acids of IL-1RAcP. Amino Acid Sequence: KWKGEKSKYPQGRFWK
Product Application Details	
Applications	Western Blot, ELISA, Immunocytochemistry/ Immunofluorescence
Recommended Dilutions	Western Blot 1 ug/ml, ELISA 1:100-1:2000, Immunocytochemistry/ Immunofluorescence 5 ug/ml

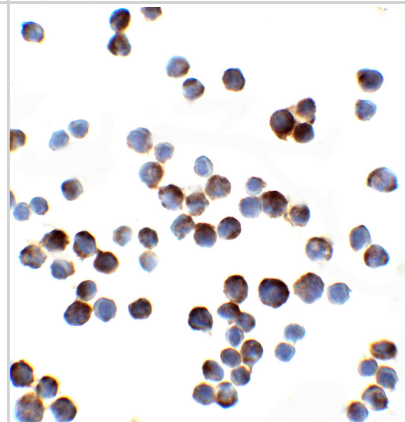


Images

Western Blot: IL-1 RAcP/IL-1 R3 Antibody [NBP1-76464] - Analysis of IL1RAP in HeLa whole cell lysate with anti-IL1RAP (C2) using NBP1-76464 at 1:1000 dilution.

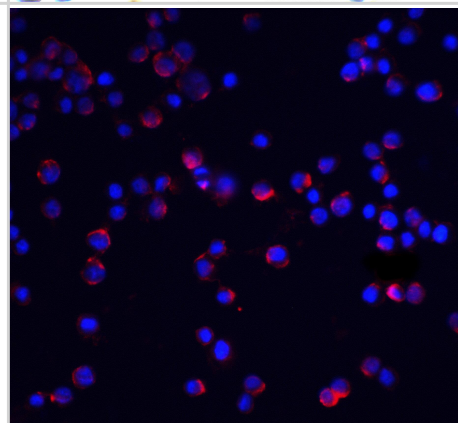


Immunocytochemistry/ Immunofluorescence: IL-1 RAcP/IL-1 R3 Antibody - BSA Free [NBP1-76464] - Immunocystochemistry of IL-1 RAcP/IL-1 R3 in HeLa cells with IL-1 RAcP/IL-1 R3 antibody at 2 ug/ml.



Immunocytochemistry/ Immunofluorescence: IL-1 RAcP/IL-1 R3 Antibody - BSA Free [NBP1-76464] - Immunofluorescence of IL-1 RAcP/IL-1 R3 in HeLa cells with IL-1 RAcP/IL-1 R3 antibody at 5 ug/mL.

Red: IL-1 RAcP/IL-1 R3 Antibody
Blue: DAPI staining





Novus Biologicals USA

10730 E. Briarwood Avenue
Centennial, CO 80112
USA
Phone: 303.730.1950
Toll Free: 1.888.506.6887
Fax: 303.730.1966
nb-customerservice@bio-techne.com

Bio-Techne Canada

21 Canmotor Ave
Toronto, ON M8Z 4E6
Canada
Phone: 905.827.6400
Toll Free: 855.668.8722
Fax: 905.827.6402
canada.inquires@bio-techne.com

Bio-Techne Ltd

19 Barton Lane
Abingdon Science Park
Abingdon, OX14 3NB, United Kingdom
Phone: (44) (0) 1235 529449
Free Phone: 0800 37 34 15
Fax: (44) (0) 1235 533420
info.EMEA@bio-techne.com

General Contact Information

www.novusbio.com
Technical Support: nb-technical@bio-techne.com
Orders: nb-customerservice@bio-techne.com
General: novus@novusbio.com

Products Related to NBP1-76464

NBP1-76464PEP	IL-1 RAcP/IL-1 R3 Antibody Blocking Peptide
HAF008	Goat anti-Rabbit IgG Secondary Antibody [HRP]
NB7160	Goat anti-Rabbit IgG (H+L) Secondary Antibody [HRP]
NBP2-24891	Rabbit IgG Isotype Control

Limitations

This product is for research use only and is not approved for use in humans or in clinical diagnosis. Primary Antibodies are guaranteed for 1 year from date of receipt.

For more information on our 100% guarantee, please visit www.novusbio.com/guarantee

Earn gift cards/discounts by submitting a review: www.novusbio.com/reviews/submit/NBP1-76464

Earn gift cards/discounts by submitting a publication using this product:
www.novusbio.com/publications

