

Product Datasheet

NLRX1 Antibody - BSA Free NBP1-76287

Unit Size: 0.1 mg

Store at 4C short term. Aliquot and store at -20C long term. Avoid freeze-thaw cycles.

www.novusbio.com



technical@novusbio.com

Protocols, Publications, Related Products, Reviews, Research Tools and Images at:
www.novusbio.com/NBP1-76287

Updated 3/4/2026 v.20.1

Earn rewards for product
reviews and publications.

Submit a publication at www.novusbio.com/publications

Submit a review at www.novusbio.com/reviews/destination/NBP1-76287



NBP1-76287

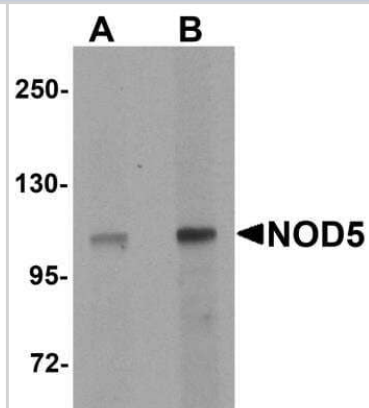
NLRX1 Antibody - BSA Free

Product Information	
Unit Size	0.1 mg
Concentration	1 mg/ml
Storage	Store at 4C short term. Aliquot and store at -20C long term. Avoid freeze-thaw cycles.
Clonality	Polyclonal
Preservative	0.02% Sodium Azide
Isotype	IgG
Purity	Peptide affinity purified
Buffer	PBS
Target Molecular Weight	108 kDa
Product Description	
Host	Rabbit
Gene ID	79671
Gene Symbol	NLRX1
Species	Human, Mouse, Rat
Immunogen	Antibody was raised against a 14 amino acid synthetic peptide near the amino terminus of human NOD5. The immunogen is located within amino acids 70 - 120 of NOD5. Amino Acid Squence: FSRLPREERQFGPT
Product Application Details	
Applications	Western Blot, Immunohistochemistry-Paraffin, ELISA, Immunocytochemistry/Immunofluorescence, Immunohistochemistry
Recommended Dilutions	Western Blot 1-2 ug/ml, ELISA 1:100-1:2000, Immunohistochemistry 10 ug/mL, Immunocytochemistry/ Immunofluorescence 20 ug/ml, Immunohistochemistry-Paraffin 1:10-1:500

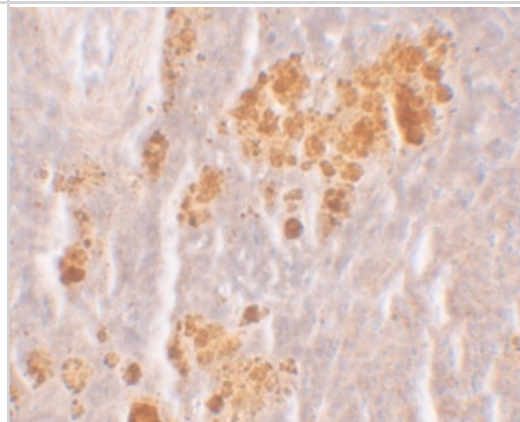


Images


Western Blot: NLRX1 Antibody [NBP1-76287] - Rat spleen tissue cell lysate with NOD5 antibody at (A) 1 and (B) 2 ug/mL.



Immunohistochemistry: NLRX1 Antibody - BSA Free [NBP1-76287] - Immunohistochemistry of NLRX1 in rat spleen tissue with NLRX1 antibody at 10 u/mL.



Immunocytochemistry/ Immunofluorescence: NLRX1 Antibody - BSA Free [NBP1-76287] - Immunofluorescence of NLRX1 in rat spleen tissue with NLRX1 antibody at 20 u/mL.





Novus Biologicals USA

10730 E. Briarwood Avenue
Centennial, CO 80112
USA
Phone: 303.730.1950
Toll Free: 1.888.506.6887
Fax: 303.730.1966
nb-customerservice@bio-techne.com

Bio-Techne Canada

21 Canmotor Ave
Toronto, ON M8Z 4E6
Canada
Phone: 905.827.6400
Toll Free: 855.668.8722
Fax: 905.827.6402
canada.inquires@bio-techne.com

Bio-Techne Ltd

19 Barton Lane
Abingdon Science Park
Abingdon, OX14 3NB, United Kingdom
Phone: (44) (0) 1235 529449
Free Phone: 0800 37 34 15
Fax: (44) (0) 1235 533420
info.EMEA@bio-techne.com

General Contact Information

www.novusbio.com
Technical Support: nb-technical@bio-techne.com
Orders: nb-customerservice@bio-techne.com
General: novus@novusbio.com

Products Related to NBP1-76287

NBP1-76287PEP	NLRX1 Antibody Blocking Peptide
HAF008	Goat anti-Rabbit IgG Secondary Antibody [HRP]
NB7160	Goat anti-Rabbit IgG (H+L) Secondary Antibody [HRP]
NBP2-24891	Rabbit IgG Isotype Control

Limitations

This product is for research use only and is not approved for use in humans or in clinical diagnosis. Primary Antibodies are guaranteed for 1 year from date of receipt.

For more information on our 100% guarantee, please visit www.novusbio.com/guarantee

Earn gift cards/discounts by submitting a review: www.novusbio.com/reviews/submit/NBP1-76287

Earn gift cards/discounts by submitting a publication using this product:
www.novusbio.com/publications

