

Product Datasheet

Aspartate beta hydroxylase Antibody - BSA Free NBP1-69229

Unit Size: 100 ul

Store at 4C short term. Aliquot and store at -20C long term. Avoid freeze-thaw cycles.

www.novusbio.com



technical@novusbio.com

Publications: 1

Protocols, Publications, Related Products, Reviews, Research Tools and Images at:
www.novusbio.com/NBP1-69229

Updated 2/21/2025 v.20.1

Earn rewards for product
reviews and publications.

Submit a publication at www.novusbio.com/publications

Submit a review at www.novusbio.com/reviews/destination/NBP1-69229



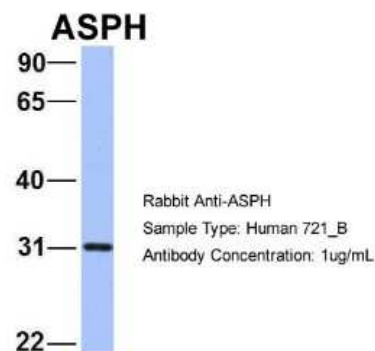
NBP1-69229

Aspartate beta hydroxylase Antibody - BSA Free

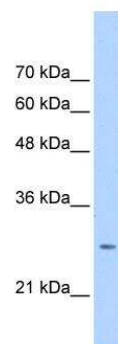
Product Information	
Unit Size	100 ul
Concentration	0.5 mg/ml
Storage	Store at 4C short term. Aliquot and store at -20C long term. Avoid freeze-thaw cycles.
Clonality	Polyclonal
Preservative	0.09% Sodium Azide
Isotype	IgG
Purity	Affinity purified
Buffer	PBS, 2% Sucrose
Target Molecular Weight	25 kDa
Product Description	
Description	The addition of 50% glycerol is optional for those storing this antibody at -20C and not aliquoting smaller units. However, please note that glycerol may interrupt some downstream antibody applications and should be added with caution.
Host	Rabbit
Gene ID	444
Gene Symbol	ASPH
Species	Human
Immunogen	Synthetic peptides corresponding to ASPH(aspartate beta-hydroxylase) The peptide sequence was selected from the N terminal of ASPH. Peptide sequence MAEDKETKHGGHKNGRKGGLSGTSFFTWFMVIALLGVWTSVAVVWFDLVD. The peptide sequence for this immunogen was taken from within the described region.
Product Application Details	
Applications	Western Blot
Recommended Dilutions	Western Blot 1.0 ug/ml

Images

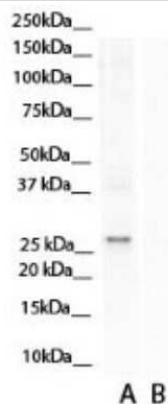
Western Blot: Aspartate beta hydroxylase Antibody [NBP1-69229] -
Sample Type: 721_B Antibody Dilution: 1.0 ug/ml ASPH is supported by
BioGPS gene expression data to be expressed in 721_B



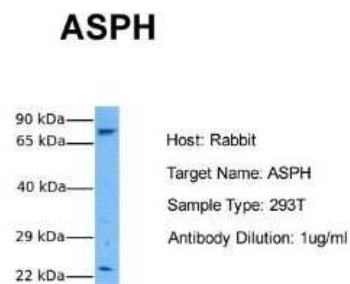
Western Blot: Aspartate beta hydroxylase Antibody [NBP1-69229] -
HepG2 cell lysate, concentration 0.2-1 ug/ml.



Western Blot: Aspartate beta hydroxylase Antibody [NBP1-69229] -
Antibody Titration: 0.2-1 ug/ml. A: - blocking peptide. B: + blocking peptide.



Western Blot: Aspartate beta hydroxylase Antibody [NBP1-69229] -
Sample Tissue: Human 293T Antibody Dilution: 1.0 ug/ml



Publications

Kanwal, M;Smahelova, J;Ciharova, B;Johari, SD;Nunvar, J;Olsen, M;Smahel, M; Aspartate β -hydroxylase Regulates Expression of Ly6 Genes Journal of Cancer 2024-01-01 [PMID: 38356711]



Novus Biologicals USA

10730 E. Briarwood Avenue
Centennial, CO 80112
USA
Phone: 303.730.1950
Toll Free: 1.888.506.6887
Fax: 303.730.1966
nb-customerservice@bio-techne.com

Bio-Techne Canada

21 Canmotor Ave
Toronto, ON M8Z 4E6
Canada
Phone: 905.827.6400
Toll Free: 855.668.8722
Fax: 905.827.6402
canada.inquires@bio-techne.com

Bio-Techne Ltd

19 Barton Lane
Abingdon Science Park
Abingdon, OX14 3NB, United Kingdom
Phone: (44) (0) 1235 529449
Free Phone: 0800 37 34 15
Fax: (44) (0) 1235 533420
info.EMEA@bio-techne.com

General Contact Information

www.novusbio.com
Technical Support: nb-technical@bio-techne.com
Orders: nb-customerservice@bio-techne.com
General: novus@novusbio.com

Products Related to NBP1-69229

HAF008	Goat anti-Rabbit IgG Secondary Antibody [HRP]
NB7160	Goat anti-Rabbit IgG (H+L) Secondary Antibody [HRP]
NBP2-24891	Rabbit IgG Isotype Control
NBP1-40403	Recombinant Human Aspartate beta hydroxylase His Protein

Limitations

This product is for research use only and is not approved for use in humans or in clinical diagnosis. Primary Antibodies are guaranteed for 1 year from date of receipt.

For more information on our 100% guarantee, please visit www.novusbio.com/guarantee

Earn gift cards/discounts by submitting a review: www.novusbio.com/reviews/submit/NBP1-69229

Earn gift cards/discounts by submitting a publication using this product:
www.novusbio.com/publications

