

Product Datasheet

Glutamate Dehydrogenase Antibody NBP1-68846

Unit Size: 0.1 mg

Store at -20C. Avoid freeze-thaw cycles.

www.novusbio.com



technical@novusbio.com

Publications: 2

Protocols, Publications, Related Products, Reviews, Research Tools and Images at:
www.novusbio.com/NBP1-68846

Updated 9/9/2025 v.20.1

Earn rewards for product
reviews and publications.

Submit a publication at www.novusbio.com/publications

Submit a review at www.novusbio.com/reviews/destination/NBP1-68846



NBP1-68846

Glutamate Dehydrogenase Antibody

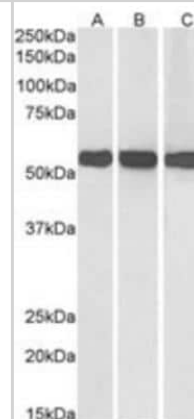
Product Information	
Unit Size	0.1 mg
Concentration	0.5 mg/ml
Storage	Store at -20C. Avoid freeze-thaw cycles.
Clonality	Polyclonal
Preservative	0.02% Sodium Azide
Isotype	IgG
Purity	Immunogen affinity purified
Buffer	Tris saline (20 mM Tris pH 7.3, 150 mM NaCl), 0.5% BSA

Product Description	
Description	Novus Biologicals Goat Glutamate Dehydrogenase Antibody (NBP1-68846) is a polyclonal antibody validated for use in IHC, WB and ELISA. Anti-Glutamate Dehydrogenase Antibody: Cited in 2 publications. All Novus Biologicals antibodies are covered by our 100% guarantee.
Host	Goat
Gene ID	2746
Gene Symbol	GLUD1
Species	Human, Mouse, Rat
Marker	Mitochondria Marker
Specificity/Sensitivity	This antibody is expected to recognize both reported isoforms (NP_005262.1; NP_036216.2).
Immunogen	Peptide with sequence C-ESEEQKRNRVRGILR corresponding to internal region according to NP_036216.2.

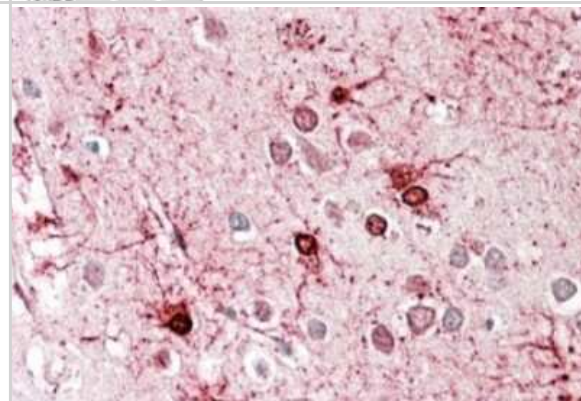
Product Application Details	
Applications	Western Blot, Immunohistochemistry-Paraffin, Immunohistochemistry, Peptide ELISA
Recommended Dilutions	Western Blot 0.3 - 1 ug/ml, Immunohistochemistry 3 - 5 ug/ml, Immunohistochemistry-Paraffin 3 - 5 ug/ml, Peptide ELISA Detection limit 1:32000
Application Notes	WB: Approx. 55 kDa band observed in human brain (cerebellum) and mouse brain lysates and in human, mouse and rat liver lysates (calculated MW of 61.4 kDa band according to human NP_005262.1, of 61.3 kDa band according to mouse NP_032159.1 and of 61.4 kDa band according to rat NP_036702.1). IHC-P: Human cerebral cortex shows mitochondrial staining in neuronal cell bodies and axons.

Images

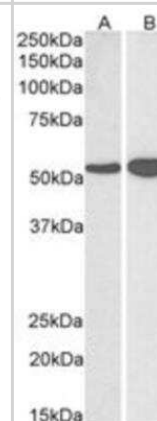
Western Blot: Glutamate Dehydrogenase Antibody [NBP1-68846] - Staining of Human (A), Mouse (B) and Rat (C) Liver lysate (35ug protein in RIPA buffer). Primary incubation was 1 hour. Detected by chemiluminescence.



Immunohistochemistry-Paraffin: Glutamate Dehydrogenase Antibody [NBP1-68846] - (3.8ug/ml) staining of paraffin embedded Human Cerebral Cortex. Steamed antigen retrieval with citrate buffer pH 6, AP-staining.



Western Blot: Glutamate Dehydrogenase Antibody [NBP1-68846] - Staining of Human (A) and Mouse (B) Brain lysate (35ug protein in RIPA buffer). Primary incubation was 1 hour. Detected by chemiluminescence.



Publications

Karri S, Singh S, Paripati AK et al. Adaptation of Mge1 to oxidative stress by local unfolding and altered Interaction with mitochondrial Hsp70 and Mxr2. Mitochondrion 2018-04-09 [PMID: 29649582]

Jozwik M, Pietrzycki B, Jozwik M, Anthony RV. Expression of enzymes regulating placental ammonia homeostasis in human fetal growth restricted pregnancies. Placenta 2009-07-01 [PMID: 19500843]



Novus Biologicals USA

10730 E. Briarwood Avenue
Centennial, CO 80112
USA
Phone: 303.730.1950
Toll Free: 1.888.506.6887
Fax: 303.730.1966
nb-customerservice@bio-techne.com

Bio-Techne Canada

21 Canmotor Ave
Toronto, ON M8Z 4E6
Canada
Phone: 905.827.6400
Toll Free: 855.668.8722
Fax: 905.827.6402
canada.inquires@bio-techne.com

Bio-Techne Ltd

19 Barton Lane
Abingdon Science Park
Abingdon, OX14 3NB, United Kingdom
Phone: (44) (0) 1235 529449
Free Phone: 0800 37 34 15
Fax: (44) (0) 1235 533420
info.EMEA@bio-techne.com

General Contact Information

www.novusbio.com
Technical Support: nb-technical@bio-techne.com
Orders: nb-customerservice@bio-techne.com
General: novus@novusbio.com

Products Related to NBP1-68846

NBP2-33376H	Blue Marker Antibody (6F4-F6) [HRP]
HAF017	Rabbit anti-Goat IgG Secondary Antibody [HRP (Horseradish Peroxidase)]
HAF109	Donkey anti-Goat IgG Secondary Antibody [HRP (Horseradish Peroxidase)]
NB410-28088-1mg	Goat IgG Isotype Control

Limitations

This product is for research use only and is not approved for use in humans or in clinical diagnosis. Primary Antibodies are guaranteed for 1 year from date of receipt.

For more information on our 100% guarantee, please visit www.novusbio.com/guarantee

Earn gift cards/discounts by submitting a review: www.novusbio.com/reviews/submit/NBP1-68846

Earn gift cards/discounts by submitting a publication using this product:
www.novusbio.com/publications



