

Product Datasheet

Claudin-18 Antibody - BSA Free NBP1-60010

Unit Size: 100 ul

Store at 4C short term. Aliquot and store at -20C long term. Avoid freeze-thaw cycles.

www.novusbio.com



technical@novusbio.com

Reviews: 1 Publications: 2

Protocols, Publications, Related Products, Reviews, Research Tools and Images at:
www.novusbio.com/NBP1-60010

Updated 2/21/2025 v.20.1

Earn rewards for product
reviews and publications.

Submit a publication at www.novusbio.com/publications

Submit a review at www.novusbio.com/reviews/destination/NBP1-60010



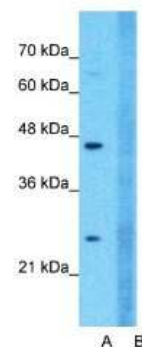
NBP1-60010

Claudin-18 Antibody - BSA Free

Product Information	
Unit Size	100 ul
Concentration	0.5 mg/ml
Storage	Store at 4C short term. Aliquot and store at -20C long term. Avoid freeze-thaw cycles.
Clonality	Polyclonal
Preservative	0.09% Sodium Azide
Isotype	IgG
Purity	Affinity purified
Buffer	PBS, 2% Sucrose
Target Molecular Weight	28 kDa
Product Description	
Description	The addition of 50% glycerol is optional for those storing this antibody at -20C and not aliquoting smaller units. However, please note that glycerol may interrupt some downstream antibody applications and should be added with caution.
Host	Rabbit
Gene ID	51208
Gene Symbol	CLDN18
Species	Human, Canine
Reactivity Notes	Canine reactivity reported from a verified customer review.
Immunogen	Synthetic peptides corresponding to CLDN18(claudin 18) The peptide sequence was selected from the C terminal of CLDN18. Peptide sequence PEETNYKAVSYHASGHSVAYKPGGFKASTGFGSNTKNKKIYDGGARTEDE. The peptide sequence for this immunogen was taken from within the described region.
Product Application Details	
Applications	Western Blot, Immunohistochemistry-Paraffin, Immunohistochemistry
Recommended Dilutions	Western Blot 1.0 ug/ml, Immunohistochemistry 1:10-1:500, Immunohistochemistry-Paraffin 1:10-1:500

Images

Western Blot: Claudin-18 Antibody [NBP1-60010] - Sample Tissue: Jurkat, Lane A: Primary Antibody, Lane B: Primary Antibody + Blocking Peptide, Primary Antibody Concentration: 1ug/ml, Peptide Concentration: 5ug/ml, Lysate Quantity: 25ug/lane/lane, Gel Concentration: 0.12



Anti-CLDN18 Western Blot & Peptide Block Validation

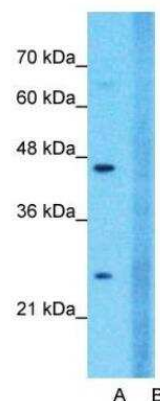
Lot Number: QC12109

Lysate: Jurkat Cell

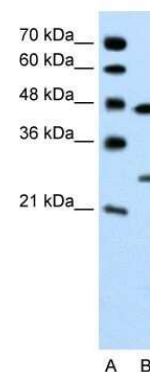
Lane A: Primary Antibody
Lane B: Primary Antibody + Blocking Peptide

Primary Antibody Concentration: 1.0µg/ml
Peptide Concentration: 5.0µg/ml
Lysate Quantity: 25µg/lane
Gel Concentration: 12%

Western Blot: Claudin-18 Antibody [NBP1-60010] - Tissue: Jurkat cells. Lane A: Primary Antibody. Lane B: Primary Antibody + Blocking Peptide.



Western Blot: Claudin-18 Antibody [NBP1-60010] - Jurkat cell lysate, concentration 0.2-1 ug/ml.



Publications

Kim JH, Kim KJ, Rhee YY et al. Gastric-type expression signature in serrated pathway-associated colorectal tumors. *Hum Pathol* 2015-05-01 [PMID: 25704805] (Human)

Jun KH, Kim JH, Jung JH et al. Expression of claudin-7 and loss of claudin-18 correlate with poor prognosis in gastric cancer. *Int J Surg* 2013-12-11 [PMID: 24333468] (IHC-P, Human)



Novus Biologicals USA

10730 E. Briarwood Avenue
Centennial, CO 80112
USA
Phone: 303.730.1950
Toll Free: 1.888.506.6887
Fax: 303.730.1966
nb-customerservice@bio-techne.com

Bio-Techne Canada

21 Canmotor Ave
Toronto, ON M8Z 4E6
Canada
Phone: 905.827.6400
Toll Free: 855.668.8722
Fax: 905.827.6402
canada.inquires@bio-techne.com

Bio-Techne Ltd

19 Barton Lane
Abingdon Science Park
Abingdon, OX14 3NB, United Kingdom
Phone: (44) (0) 1235 529449
Free Phone: 0800 37 34 15
Fax: (44) (0) 1235 533420
info.EMEA@bio-techne.com

General Contact Information

www.novusbio.com
Technical Support: nb-technical@bio-techne.com
Orders: nb-customerservice@bio-techne.com
General: novus@novusbio.com

Products Related to NBP1-60010

HAF008	Goat anti-Rabbit IgG Secondary Antibody [HRP]
NB7160	Goat anti-Rabbit IgG (H+L) Secondary Antibody [HRP]
NBP2-24891	Rabbit IgG Isotype Control
H00051208-Q01-10ug	Recombinant Human Claudin-18 GST (N-Term) Protein

Limitations

This product is for research use only and is not approved for use in humans or in clinical diagnosis. Primary Antibodies are guaranteed for 1 year from date of receipt.

For more information on our 100% guarantee, please visit www.novusbio.com/guarantee

Earn gift cards/discounts by submitting a review: www.novusbio.com/reviews/submit/NBP1-60010

Earn gift cards/discounts by submitting a publication using this product:
www.novusbio.com/publications

