

# Product Datasheet

## ACSL5 Antibody - BSA Free

### NBP1-59645

Unit Size: 100 ul

Store at 4C short term. Aliquot and store at -20C long term. Avoid freeze-thaw cycles.

[www.novusbio.com](http://www.novusbio.com)



[technical@novusbio.com](mailto:technical@novusbio.com)

**Reviews: 2 Publications: 2**

Protocols, Publications, Related Products, Reviews, Research Tools and Images at:  
[www.novusbio.com/NBP1-59645](http://www.novusbio.com/NBP1-59645)

Updated 4/13/2025 v.20.1

**Earn rewards for product reviews and publications.**

Submit a publication at [www.novusbio.com/publications](http://www.novusbio.com/publications)

Submit a review at [www.novusbio.com/reviews/destination/NBP1-59645](http://www.novusbio.com/reviews/destination/NBP1-59645)



**NBP1-59645**

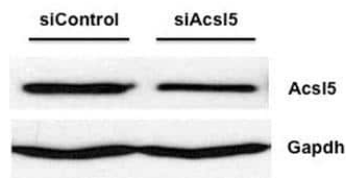
ACSL5 Antibody - BSA Free

Product Information	
<b>Unit Size</b>	100 ul
<b>Concentration</b>	0.5 mg/ml
<b>Storage</b>	Store at 4C short term. Aliquot and store at -20C long term. Avoid freeze-thaw cycles.
<b>Clonality</b>	Polyclonal
<b>Preservative</b>	0.09% Sodium Azide
<b>Isotype</b>	IgG
<b>Purity</b>	Affinity purified
<b>Buffer</b>	PBS, 2% Sucrose
<b>Target Molecular Weight</b>	76 kDa
Product Description	
<b>Description</b>	The addition of 50% glycerol is optional for those storing this antibody at -20C and not aliquoting smaller units. However, please note that glycerol may interrupt some downstream antibody applications and should be added with caution.
<b>Host</b>	Rabbit
<b>Gene ID</b>	51703
<b>Gene Symbol</b>	ACSL5
<b>Species</b>	Human, Mouse, Rat
<b>Reactivity Notes</b>	Mouse reactivity reported from a verified customer review.
<b>Immunogen</b>	Synthetic peptides corresponding to ACSL5(acyl-CoA synthetase long-chain family member 5) The peptide sequence was selected from the C terminal of ACSL5. Peptide sequence ACNYVKLEDVADMNYFTVNNEGEVCIKGTNVFKGYLKDPEKTQEALDSDG. The peptide sequence for this immunogen was taken from within the described region.
Product Application Details	
<b>Applications</b>	Western Blot, Simple Western, Immunohistochemistry, Immunohistochemistry-Paraffin
<b>Recommended Dilutions</b>	Western Blot 1.0 ug/ml, Simple Western, Immunohistochemistry 1:10 - 1:500, Immunohistochemistry-Paraffin 4 - 8 ug/mL

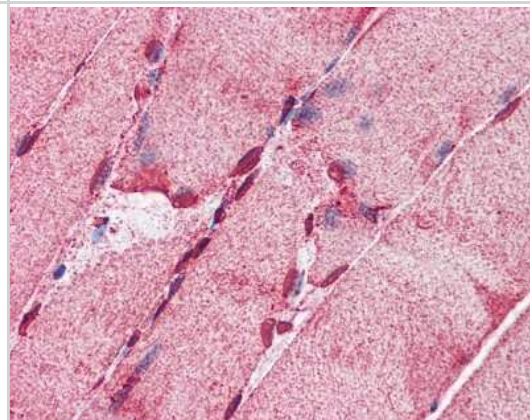


## Images

Western Blot: ACSL5 Antibody [NBP1-59645] - Detection of ACSL5 in rat lysate. Image provided by Dr. Eric Klett of UNC School of Medicine.




Immunohistochemistry-Paraffin: ACSL5 Antibody [NBP1-59645] - IHC analysis of human skeletal muscle tissue. Antibody concentration of 4 - 8ug/mL.



Western Blot: ACSL5 Antibody [NBP1-59645] - Human placenta tissue lysate. Antibody at a concentration of 1 ug/mL.



Simple Western: ACSL5 Antibody [NBP1-59645] - Simple Western analysis of mouse liver lysate. Simple Western image submitted by a verified customer review.



## Publications

Bauer PV, Duca FA, Waise TMZ et al. Lactobacillus gasseri in the Upper Small Intestine Impacts an ACSL3-Dependent Fatty Acid-Sensing Pathway Regulating Whole-Body Glucose Homeostasis. Cell Metab. 2018-03-06 [PMID: 29514066] (WB)

Klett EL, Chen S, Edin ML et al. Diminished acyl-CoA synthetase isoform 4 activity in INS 832/13 cells reduces cellular epoxyeicosatrienoic acid levels and results in impaired glucose-stimulated insulin secretion. J Biol Chem 2013 -06-13 [PMID: 23766516] (WB, Rat)





### **Novus Biologicals USA**

10730 E. Briarwood Avenue  
Centennial, CO 80112  
USA  
Phone: 303.730.1950  
Toll Free: 1.888.506.6887  
Fax: 303.730.1966  
nb-customerservice@bio-techne.com

### **Bio-Techne Canada**

21 Canmotor Ave  
Toronto, ON M8Z 4E6  
Canada  
Phone: 905.827.6400  
Toll Free: 855.668.8722  
Fax: 905.827.6402  
canada.inquires@bio-techne.com

### **Bio-Techne Ltd**

19 Barton Lane  
Abingdon Science Park  
Abingdon, OX14 3NB, United Kingdom  
Phone: (44) (0) 1235 529449  
Free Phone: 0800 37 34 15  
Fax: (44) (0) 1235 533420  
info.EMEA@bio-techne.com

### **General Contact Information**

www.novusbio.com  
Technical Support: nb-technical@bio-techne.com  
Orders: nb-customerservice@bio-techne.com  
General: novus@novusbio.com

### **Products Related to NBP1-59645**

---

HAF008	Goat anti-Rabbit IgG Secondary Antibody [HRP]
NB7160	Goat anti-Rabbit IgG (H+L) Secondary Antibody [HRP]
NBP2-24891	Rabbit IgG Isotype Control
H00051703-P01-10ug	Recombinant Human ACSL5 GST (N-Term) Protein

---

### **Limitations**

This product is for research use only and is not approved for use in humans or in clinical diagnosis. Primary Antibodies are guaranteed for 1 year from date of receipt.

For more information on our 100% guarantee, please visit [www.novusbio.com/guarantee](http://www.novusbio.com/guarantee)

Earn gift cards/discounts by submitting a review: [www.novusbio.com/reviews/submit/NBP1-59645](http://www.novusbio.com/reviews/submit/NBP1-59645)

Earn gift cards/discounts by submitting a publication using this product:  
[www.novusbio.com/publications](http://www.novusbio.com/publications)

