

Product Datasheet

ASTN2 Antibody - BSA Free

NBP1-59195

Unit Size: 100 ul

Store at 4C short term. Aliquot and store at -20C long term. Avoid freeze-thaw cycles.

www.novusbio.com



technical@novusbio.com

Protocols, Publications, Related Products, Reviews, Research Tools and Images at:
www.novusbio.com/NBP1-59195

Updated 2/21/2025 v.20.1

Earn rewards for product
reviews and publications.

Submit a publication at www.novusbio.com/publications

Submit a review at www.novusbio.com/reviews/destination/NBP1-59195



NBP1-59195

ASTN2 Antibody - BSA Free

Product Information	
Unit Size	100 ul
Concentration	0.5 mg/ml
Storage	Store at 4C short term. Aliquot and store at -20C long term. Avoid freeze-thaw cycles.
Clonality	Polyclonal
Preservative	0.09% Sodium Azide
Isotype	IgG
Purity	Affinity purified
Buffer	PBS, 2% Sucrose


Product Description	
Description	The addition of 50% glycerol is optional for those storing this antibody at -20C and not aliquoting smaller units. However, please note that glycerol may interrupt some downstream antibody applications and should be added with caution.
Host	Rabbit
Gene ID	23245
Gene Symbol	ASTN2
Species	Human
Immunogen	Synthetic peptides corresponding to ASTN2(astrotactin 2) The peptide sequence was selected from the N terminal of ASTN2. Peptide sequence LLFVRNELPGRIAVQDDLDNTELPFFTLEMSGTAADISLVHWRQQWLENG The peptide sequence for this immunogen was taken from within the described region.

Product Application Details	
Applications	Western Blot, Immunocytochemistry/ Immunofluorescence
Recommended Dilutions	Western Blot 1.0 ug/ml, Immunocytochemistry/ Immunofluorescence 1:10-1:2000

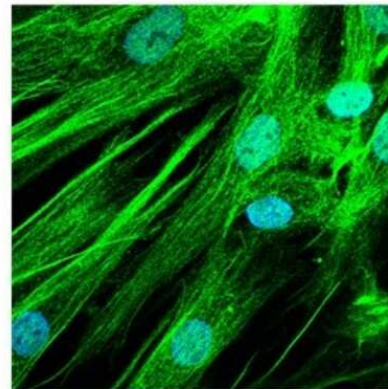


Images

Western Blot: ASTN2 Antibody [NBP1-59195] - Titration: 0.2-1 ug/ml,
Positive Control: Human Liver.



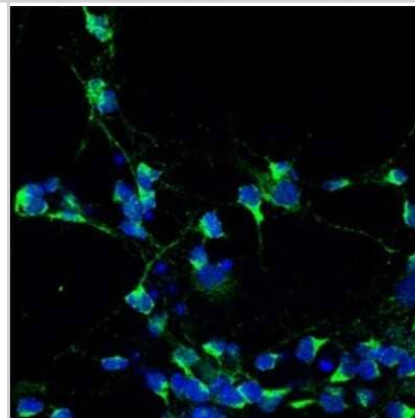
Immunocytochemistry/Immunofluorescence: ASTN2 Antibody [NBP1-59195] - Human Fibroblasts at a 1:100 dilution.



Western Blot: ASTN2 Antibody [NBP1-59195] - MCF7 tissue lysate at a concentration of 1ug/ml.



Immunocytochemistry/Immunofluorescence: ASTN2 Antibody [NBP1-59195] - Mouse Cerebellar Granule Cells at a 1:100 dilution.





Novus Biologicals USA

10730 E. Briarwood Avenue
Centennial, CO 80112
USA
Phone: 303.730.1950
Toll Free: 1.888.506.6887
Fax: 303.730.1966
nb-customerservice@bio-techne.com

Bio-Techne Canada

21 Canmotor Ave
Toronto, ON M8Z 4E6
Canada
Phone: 905.827.6400
Toll Free: 855.668.8722
Fax: 905.827.6402
canada.inquires@bio-techne.com

Bio-Techne Ltd

19 Barton Lane
Abingdon Science Park
Abingdon, OX14 3NB, United Kingdom
Phone: (44) (0) 1235 529449
Free Phone: 0800 37 34 15
Fax: (44) (0) 1235 533420
info.EMEA@bio-techne.com

General Contact Information

www.novusbio.com
Technical Support: nb-technical@bio-techne.com
Orders: nb-customerservice@bio-techne.com
General: novus@novusbio.com

Products Related to NBP1-59195

HAF008	Goat anti-Rabbit IgG Secondary Antibody [HRP]
NB7160	Goat anti-Rabbit IgG (H+L) Secondary Antibody [HRP]
NBP2-24891	Rabbit IgG Isotype Control
H00023245-P01-10ug	Recombinant Human ASTN2 GST (N-Term) Protein

Limitations

This product is for research use only and is not approved for use in humans or in clinical diagnosis. Primary Antibodies are guaranteed for 1 year from date of receipt.

For more information on our 100% guarantee, please visit www.novusbio.com/guarantee

Earn gift cards/discounts by submitting a review: www.novusbio.com/reviews/submit/NBP1-59195

Earn gift cards/discounts by submitting a publication using this product:
www.novusbio.com/publications

