

Product Datasheet

Septin-11 Antibody - BSA Free NBP1-58144

Unit Size: 100 ul

Store at 4C short term. Aliquot and store at -20C long term. Avoid freeze-thaw cycles.

www.novusbio.com



technical@novusbio.com

Protocols, Publications, Related Products, Reviews, Research Tools and Images at:
www.novusbio.com/NBP1-58144

Updated 2/21/2025 v.20.1

Earn rewards for product
reviews and publications.

Submit a publication at www.novusbio.com/publications

Submit a review at www.novusbio.com/reviews/destination/NBP1-58144



NBP1-58144

Septin-11 Antibody - BSA Free

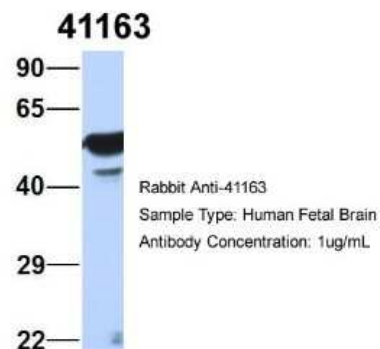
Product Information	
Unit Size	100 ul
Concentration	0.5 mg/ml
Storage	Store at 4C short term. Aliquot and store at -20C long term. Avoid freeze-thaw cycles.
Clonality	Polyclonal
Preservative	0.09% Sodium Azide
Isotype	IgG
Purity	Affinity purified
Buffer	PBS, 2% Sucrose

Product Description	
Description	The addition of 50% glycerol is optional for those storing this antibody at -20C and not aliquoting smaller units. However, please note that glycerol may interrupt some downstream antibody applications and should be added with caution.
Host	Rabbit
Gene ID	55752
Gene Symbol	SEPT11
Species	Human
Immunogen	Synthetic peptides corresponding to SEPT11(septin 11) The peptide sequence was selected from the N terminal of 40432. Peptide sequence MAVAVGRPSNEELRNLSLSGHVGFDSLPLDQLVNKSTSQGFCFNILCVGET. The peptide sequence for this immunogen was taken from within the described region.

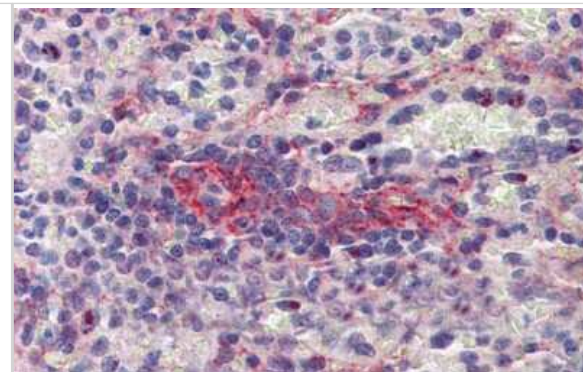
Product Application Details	
Applications	Western Blot, Immunohistochemistry-Paraffin, Immunohistochemistry, Immunoprecipitation
Recommended Dilutions	Western Blot 1.0 ug/ml, Immunohistochemistry 1:10-1:500, Immunoprecipitation, Immunohistochemistry-Paraffin 1:10-1:500

Images

Western Blot: Septin-11 Antibody [NBP1-58144] - Human Fetal Brain, Antibody Dilution: 1.0 ug/ml.

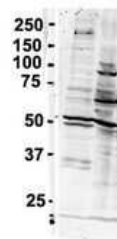


Immunohistochemistry-Paraffin: Septin-11 Antibody [NBP1-58144] - Human Spleen Tissue, 5 ug/ml.




Western Blot: Septin-11 Antibody [NBP1-58144] - 1. Human NT-2 cells (60ug) 2. mouse brain extracts (80ug) Primary Antibody Dilution: 2ug/ml Secondary Antibody : IRDye 800CW goat anti-rabbit Secondary Antibody Dilution: 1: 20,000

SEPT11
1 2




See Immunoblot 2 Data for more information.

Western Blot: Septin-11 Antibody [NBP1-58144] - NT-2 cell line, mouse brain, Antibody Titration: 0.2-1 ug/ml



Western Blot: Septin-11 Antibody [NBP1-58144] - Human Fetal Heart, Antibody Dilution: 1.0 ug/ml.

41163



Rabbit Anti-41163
Sample Type: Human Fetal Heart
Antibody Concentration: 1ug/mL



Novus Biologicals USA

10730 E. Briarwood Avenue
Centennial, CO 80112
USA
Phone: 303.730.1950
Toll Free: 1.888.506.6887
Fax: 303.730.1966
nb-customerservice@bio-techne.com

Bio-Techne Canada

21 Canmotor Ave
Toronto, ON M8Z 4E6
Canada
Phone: 905.827.6400
Toll Free: 855.668.8722
Fax: 905.827.6402
canada.inquires@bio-techne.com

Bio-Techne Ltd

19 Barton Lane
Abingdon Science Park
Abingdon, OX14 3NB, United Kingdom
Phone: (44) (0) 1235 529449
Free Phone: 0800 37 34 15
Fax: (44) (0) 1235 533420
info.EMEA@bio-techne.com

General Contact Information

www.novusbio.com
Technical Support: nb-technical@bio-techne.com
Orders: nb-customerservice@bio-techne.com
General: novus@novusbio.com

Products Related to NBP1-58144

HAF008	Goat anti-Rabbit IgG Secondary Antibody [HRP]
NB7160	Goat anti-Rabbit IgG (H+L) Secondary Antibody [HRP]
NBP2-24891	Rabbit IgG Isotype Control
H00055752-P01-10ug	Recombinant Human Septin-11 GST (N-Term) Protein

Limitations

This product is for research use only and is not approved for use in humans or in clinical diagnosis. Primary Antibodies are guaranteed for 1 year from date of receipt.

For more information on our 100% guarantee, please visit www.novusbio.com/guarantee

Earn gift cards/discounts by submitting a review: www.novusbio.com/reviews/submit/NBP1-58144

Earn gift cards/discounts by submitting a publication using this product:
www.novusbio.com/publications

