

Product Datasheet

RPL13 Antibody - BSA Free

NBP1-57476

Unit Size: 100 ul

Store at 4C short term. Aliquot and store at -20C long term. Avoid freeze-thaw cycles.

www.novusbio.com



technical@novusbio.com

Publications: 1

Protocols, Publications, Related Products, Reviews, Research Tools and Images at:
www.novusbio.com/NBP1-57476

Updated 2/21/2025 v.20.1

Earn rewards for product reviews and publications.

Submit a publication at www.novusbio.com/publications

Submit a review at www.novusbio.com/reviews/destination/NBP1-57476



NBP1-57476

RPL13 Antibody - BSA Free

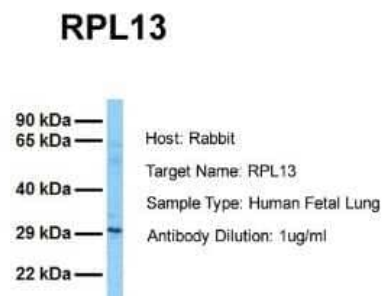
Product Information	
Unit Size	100 ul
Concentration	0.5 mg/ml
Storage	Store at 4C short term. Aliquot and store at -20C long term. Avoid freeze-thaw cycles.
Clonality	Polyclonal
Preservative	0.09% Sodium Azide
Isotype	IgG
Purity	Affinity purified
Buffer	PBS, 2% Sucrose
Target Molecular Weight	24 kDa

Product Description	
Description	The addition of 50% glycerol is optional for those storing this antibody at -20C and not aliquoting smaller units. However, please note that glycerol may interrupt some downstream antibody applications and should be added with caution.
Host	Rabbit
Gene ID	6137
Gene Symbol	RPL13
Species	Human
Immunogen	Synthetic peptides corresponding to RPL13 (ribosomal protein L13) The peptide sequence was selected from the C terminal of RPL13 (NP_000968). Peptide sequence KKEKARVITEEEKNFKAFASLRMARANARLFGIRAKRAKEAAEQDVEKKK. The peptide sequence for this immunogen was taken from within the described region.

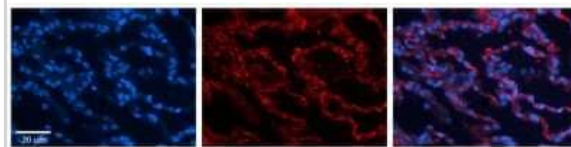
Product Application Details	
Applications	Western Blot, Immunohistochemistry, Immunohistochemistry-Paraffin
Recommended Dilutions	Western Blot 1.0 ug/ml, Immunohistochemistry, Immunohistochemistry-Paraffin

Images

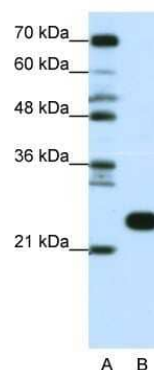
Western Blot: RPL13 Antibody [NBP1-57476] - Sample Tissue: Human Fetal Lung
Antibody Dilution: 1.0 ug/ml



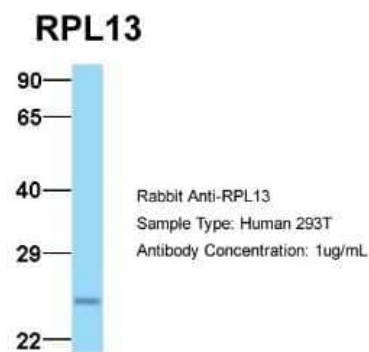
Immunohistochemistry: RPL13 Antibody [NBP1-57476] - Formalin Fixed Paraffin Embedded Tissue: Human Lung Tissue Observed Staining: Cytoplasmic in alveolar mostly type I cells Primary Antibody Concentration: 1:100 Other Working Concentrations: 1/600 Secondary Antibody: Donkey anti-Rabbit-Cy3 Secondary Antibody Concentration: 1:200 Magnification: 20X Exposure Time: 0.5 - 2.0 sec



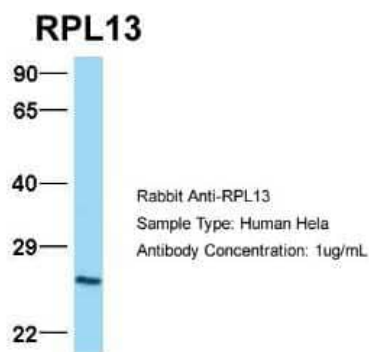
Western Blot: RPL13 Antibody [NBP1-57476] - Jurkat cell lysate, concentration 0.0625ug/ml.



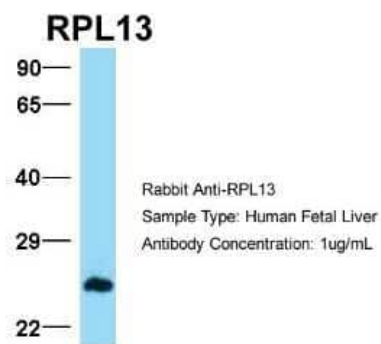
Western Blot: RPL13 Antibody [NBP1-57476] - Analysis of 293T cell lysate. Antibody Dilution: 1.0 ug/ml RPL13 is strongly supported by BioGPS gene expression data to be expressed in Human HEK293T cells.



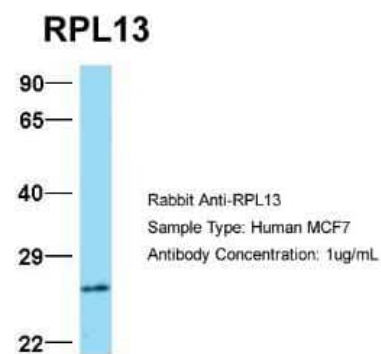
Western Blot: RPL13 Antibody [NBP1-57476] - HeLa, Antibody Dilution: 1.0 ug/ml There is BioGPS gene expression data showing that RPL13 is expressed in HeLa.



Western Blot: RPL13 Antibody [NBP1-57476] - Human Fetal Liver, Antibody Dilution: 1.0 ug/ml.



Western Blot: RPL13 Antibody [NBP1-57476] - MCF7, Antibody Dilution: 1.0 ug/ml RPL13 is strongly supported by BioGPS gene expression data to be expressed in MCF7.



Publications

Bi,W. Genome Res. 12 (5), 713-728. 2002-01-01 [PMID: 11997338]



Novus Biologicals USA

10730 E. Briarwood Avenue
Centennial, CO 80112
USA
Phone: 303.730.1950
Toll Free: 1.888.506.6887
Fax: 303.730.1966
nb-customerservice@bio-techne.com

Bio-Techne Canada

21 Canmotor Ave
Toronto, ON M8Z 4E6
Canada
Phone: 905.827.6400
Toll Free: 855.668.8722
Fax: 905.827.6402
canada.inquires@bio-techne.com

Bio-Techne Ltd

19 Barton Lane
Abingdon Science Park
Abingdon, OX14 3NB, United Kingdom
Phone: (44) (0) 1235 529449
Free Phone: 0800 37 34 15
Fax: (44) (0) 1235 533420
info.EMEA@bio-techne.com

General Contact Information

www.novusbio.com
Technical Support: nb-technical@bio-techne.com
Orders: nb-customerservice@bio-techne.com
General: novus@novusbio.com

Products Related to NBP1-57476

HAF008	Goat anti-Rabbit IgG Secondary Antibody [HRP]
NB7160	Goat anti-Rabbit IgG (H+L) Secondary Antibody [HRP]
NBP2-24891	Rabbit IgG Isotype Control
H00006137-P01-10ug	Recombinant Human RPL13 GST (N-Term) Protein

Limitations

This product is for research use only and is not approved for use in humans or in clinical diagnosis. Primary Antibodies are guaranteed for 1 year from date of receipt.

For more information on our 100% guarantee, please visit www.novusbio.com/guarantee

Earn gift cards/discounts by submitting a review: www.novusbio.com/reviews/submit/NBP1-57476

Earn gift cards/discounts by submitting a publication using this product:
www.novusbio.com/publications

