

Product Datasheet

PSMA2 Antibody - BSA Free NBP1-54633

Unit Size: 100 ul

Store at 4C short term. Aliquot and store at -20C long term. Avoid freeze-thaw cycles.

www.novusbio.com



technical@novusbio.com

Protocols, Publications, Related Products, Reviews, Research Tools and Images at:
www.novusbio.com/NBP1-54633

Updated 2/21/2025 v.20.1

Earn rewards for product
reviews and publications.

Submit a publication at www.novusbio.com/publications

Submit a review at www.novusbio.com/reviews/destination/NBP1-54633



NBP1-54633

PSMA2 Antibody - BSA Free

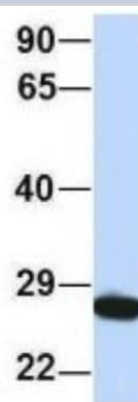
Product Information	
Unit Size	100 ul
Concentration	0.5 mg/ml
Storage	Store at 4C short term. Aliquot and store at -20C long term. Avoid freeze-thaw cycles.
Clonality	Polyclonal
Preservative	0.09% Sodium Azide
Isotype	IgG
Purity	Affinity purified
Buffer	PBS, 2% Sucrose
Target Molecular Weight	26 kDa

Product Description	
Description	The addition of 50% glycerol is optional for those storing this antibody at -20C and not aliquoting smaller units. However, please note that glycerol may interrupt some downstream antibody applications and should be added with caution.
Host	Rabbit
Gene ID	5683
Gene Symbol	PSMA2
Species	Human
Specificity/Sensitivity	This product is specific to Subunit or Isoform: alpha type-2.
Immunogen	Synthetic peptides corresponding to PSMA2(proteasome (prosome, macropain) subunit, alpha type, 2) The peptide sequence was selected from the N terminal of PSMA2 (NP_002778), Peptide sequence VGIIKAANGVVLATEKKQKSILYDERSVHKVEPITKHIGLVYSGMGPDYRV. The peptide sequence for this immunogen was taken from within the described region.

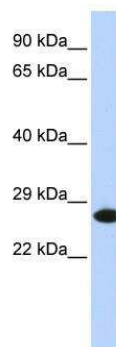
Product Application Details	
Applications	Western Blot
Recommended Dilutions	Western Blot 1.0 ug/ml

Images

Western Blot: PSMA2 Antibody [NBP1-54633] - Analysis of 721_B cell lysate. Antibody Dilution: 1.0 ug/ml PSMA2 is strongly supported by BioGPS gene expression data to be expressed in Human 721_B cells.



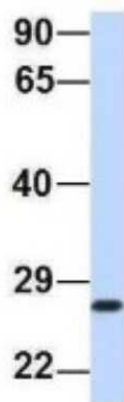
Western Blot: PSMA2 Antibody [NBP1-54633] - HepG2 cell lysate, concentration 0.2-1 ug/ml.




Western Blot: PSMA2 Antibody [NBP1-54633] - Analysis of 293T cell lysate. Antibody Dilution: 1.0 ug/ml There is BioGPS gene expression data showing that PSMA2 is expressed in HEK293T.



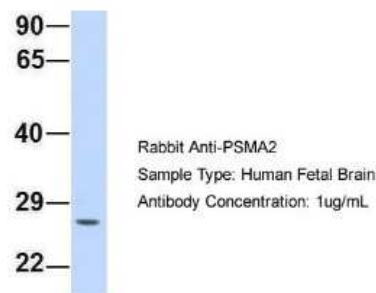
Western Blot: PSMA2 Antibody [NBP1-54633] - HeLa, Antibody Dilution: 1.0 ug/ml PSMA2 is supported by BioGPS gene expression data to be expressed in HeLa.




Western Blot: PSMA2 Antibody [NBP1-54633] - Human Adult Placenta, Antibody Dilution: 1.0 ug/ml.




Western Blot: PSMA2 Antibody [NBP1-54633] - Human Fetal Brain,
Antibody Dilution: 1.0 ug/ml.

PSMA2


Western Blot: PSMA2 Antibody [NBP1-54633] - Human Fetal Heart,
Antibody Dilution: 1.0 ug/ml.

PSMA2

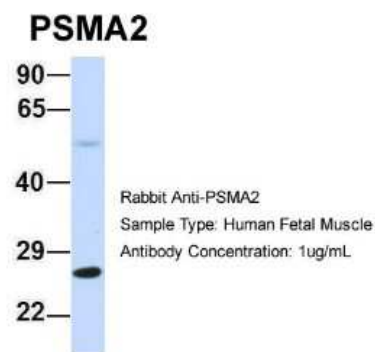
Western Blot: PSMA2 Antibody [NBP1-54633] - Human Fetal Liver,
Antibody Dilution: 1.0 ug/ml.

PSMA2

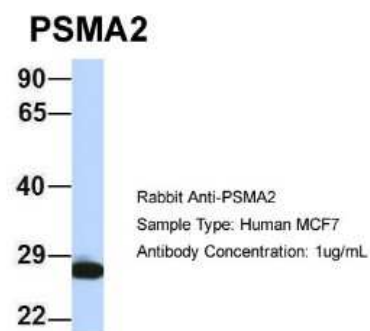
Western Blot: PSMA2 Antibody [NBP1-54633] - Human Fetal Lung,
Antibody Dilution: 1.0 ug/ml.

PSMA2

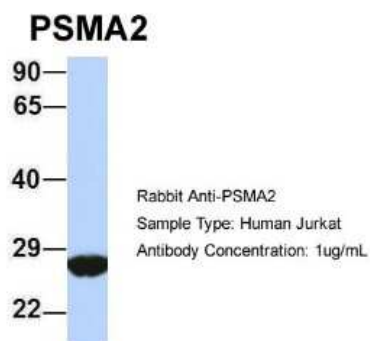
Western Blot: PSMA2 Antibody [NBP1-54633] - Human Fetal Muscle, Antibody Dilution: 1.0 ug/ml.



Western Blot: PSMA2 Antibody [NBP1-54633] - MCF7, Antibody Dilution: 1.0 ug/ml There is BioGPS gene expression data showing that PSMA2 is expressed in MCF7.



Western Blot: PSMA2 Antibody [NBP1-54633] - Jurkat, Antibody Dilution: 1.0 ug/ml There is BioGPS gene expression data showing that PSMA2 is expressed in Jurkat.





Novus Biologicals USA

10730 E. Briarwood Avenue
Centennial, CO 80112
USA
Phone: 303.730.1950
Toll Free: 1.888.506.6887
Fax: 303.730.1966
nb-customerservice@bio-techne.com

Bio-Techne Canada

21 Canmotor Ave
Toronto, ON M8Z 4E6
Canada
Phone: 905.827.6400
Toll Free: 855.668.8722
Fax: 905.827.6402
canada.inquires@bio-techne.com

Bio-Techne Ltd

19 Barton Lane
Abingdon Science Park
Abingdon, OX14 3NB, United Kingdom
Phone: (44) (0) 1235 529449
Free Phone: 0800 37 34 15
Fax: (44) (0) 1235 533420
info.EMEA@bio-techne.com

General Contact Information

www.novusbio.com
Technical Support: nb-technical@bio-techne.com
Orders: nb-customerservice@bio-techne.com
General: novus@novusbio.com

Products Related to NBP1-54633

HAF008	Goat anti-Rabbit IgG Secondary Antibody [HRP]
NB7160	Goat anti-Rabbit IgG (H+L) Secondary Antibody [HRP]
NBP2-24891	Rabbit IgG Isotype Control
NBP1-72473-100ug	Recombinant Human PSMA2 His Protein

Limitations

This product is for research use only and is not approved for use in humans or in clinical diagnosis. Primary Antibodies are guaranteed for 1 year from date of receipt.

For more information on our 100% guarantee, please visit www.novusbio.com/guarantee

Earn gift cards/discounts by submitting a review: www.novusbio.com/reviews/submit/NBP1-54633

Earn gift cards/discounts by submitting a publication using this product:
www.novusbio.com/publications

