

# Product Datasheet

## GPSM2 Antibody - BSA Free

### NBP1-53125

Unit Size: 100 ul

Store at 4C short term. Aliquot and store at -20C long term. Avoid freeze-thaw cycles.

[www.novusbio.com](http://www.novusbio.com)



[technical@novusbio.com](mailto:technical@novusbio.com)

Protocols, Publications, Related Products, Reviews, Research Tools and Images at:  
[www.novusbio.com/NBP1-53125](http://www.novusbio.com/NBP1-53125)

Updated 2/21/2025 v.20.1

Earn rewards for product  
reviews and publications.

Submit a publication at [www.novusbio.com/publications](http://www.novusbio.com/publications)

Submit a review at [www.novusbio.com/reviews/destination/NBP1-53125](http://www.novusbio.com/reviews/destination/NBP1-53125)



**NBP1-53125**

GPSM2 Antibody - BSA Free

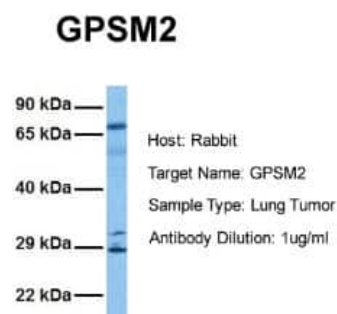
Product Information	
Unit Size	100 ul
Concentration	0.5 mg/ml
Storage	Store at 4C short term. Aliquot and store at -20C long term. Avoid freeze-thaw cycles.
Clonality	Polyclonal
Preservative	0.09% Sodium Azide
Isotype	IgG
Purity	Affinity purified
Buffer	PBS, 2% Sucrose
Target Molecular Weight	76 kDa

Product Description	
Description	The addition of 50% glycerol is optional for those storing this antibody at -20C and not aliquoting smaller units. However, please note that glycerol may interrupt some downstream antibody applications and should be added with caution.
Host	Rabbit
Gene ID	29899
Gene Symbol	GPSM2
Species	Human
Immunogen	Synthetic peptides corresponding to GPSM2(G-protein signaling modulator 2 (AGS3-like, <i>C. elegans</i> )) The peptide sequence was selected from the N terminal of GPSM2 (NP_037428). Peptide sequence YFYLHDYAKALEYHHHDLTLARTIGDQLGEAKASGNLGNTLKVLGNFDEA. The peptide sequence for this immunogen was taken from within the described region.

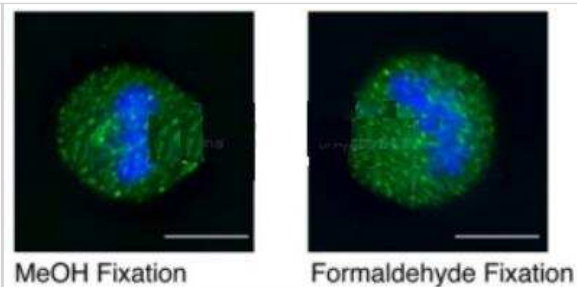
Product Application Details	
Applications	Western Blot, Immunocytochemistry/ Immunofluorescence, Immunohistochemistry, Immunohistochemistry-Paraffin
Recommended Dilutions	Western Blot 1.0 ug/ml, Immunohistochemistry 1:10-1:500, Immunocytochemistry/ Immunofluorescence 1:10-1:500, Immunohistochemistry-Paraffin 1:10-1:500

**Images**

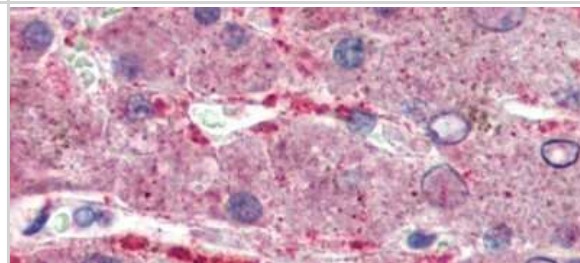
Western Blot: GPSM2 Antibody [NBP1-53125] - Sample Tissue: Human Lung Tumor Antibody Dilution: 1.0 ug/ml



Immunocytochemistry/Immunofluorescence: GPSM2 Antibody [NBP1-53125] - Human cell lines.



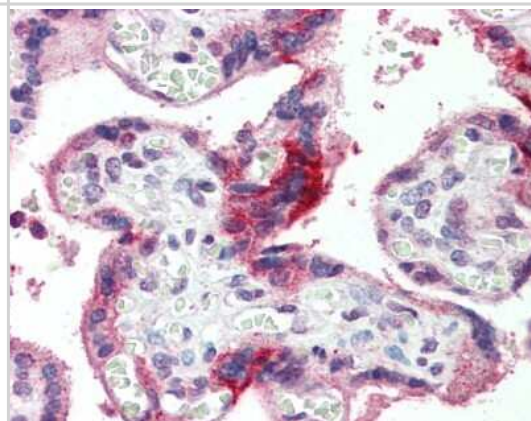
Immunohistochemistry: GPSM2 Antibody [NBP1-53125] - Paraffin Embedded Tissue: Human Liver Antibody Concentration: 5 ug/ml



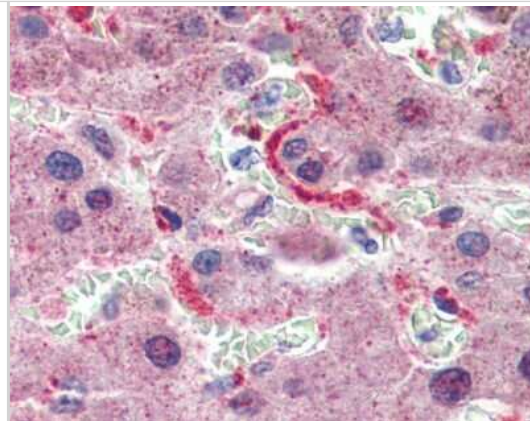
Western Blot: GPSM2 Antibody [NBP1-53125] - Human Fetal Liver Lysate, concentration 1ug/ml.



Immunohistochemistry-Paraffin: GPSM2 Antibody [NBP1-53125] - Human Placenta.



Immunohistochemistry: GPSM2 Antibody [NBP1-53125] - Analysis of human liver after heat-induced Antigen retrieval. Antibody concentration 5 ug/ml.





### **Novus Biologicals USA**

10730 E. Briarwood Avenue  
Centennial, CO 80112  
USA  
Phone: 303.730.1950  
Toll Free: 1.888.506.6887  
Fax: 303.730.1966  
nb-customerservice@bio-techne.com

### **Bio-Techne Canada**

21 Canmotor Ave  
Toronto, ON M8Z 4E6  
Canada  
Phone: 905.827.6400  
Toll Free: 855.668.8722  
Fax: 905.827.6402  
canada.inquires@bio-techne.com

### **Bio-Techne Ltd**

19 Barton Lane  
Abingdon Science Park  
Abingdon, OX14 3NB, United Kingdom  
Phone: (44) (0) 1235 529449  
Free Phone: 0800 37 34 15  
Fax: (44) (0) 1235 533420  
info.EMEA@bio-techne.com

### **General Contact Information**

www.novusbio.com  
Technical Support: nb-technical@bio-techne.com  
Orders: nb-customerservice@bio-techne.com  
General: novus@novusbio.com

### **Products Related to NBP1-53125**

---

HAF008	Goat anti-Rabbit IgG Secondary Antibody [HRP]
NB7160	Goat anti-Rabbit IgG (H+L) Secondary Antibody [HRP]
NBP2-24891	Rabbit IgG Isotype Control
NBP1-85231PEP	GP2M2 Recombinant Protein Antigen

---

### **Limitations**

This product is for research use only and is not approved for use in humans or in clinical diagnosis. Primary Antibodies are guaranteed for 1 year from date of receipt.

For more information on our 100% guarantee, please visit [www.novusbio.com/guarantee](http://www.novusbio.com/guarantee)

Earn gift cards/discounts by submitting a review: [www.novusbio.com/reviews/submit/NBP1-53125](http://www.novusbio.com/reviews/submit/NBP1-53125)

Earn gift cards/discounts by submitting a publication using this product:  
[www.novusbio.com/publications](http://www.novusbio.com/publications)

