

Product Datasheet

Alpha Fodrin Antibody - BSA Free NBP1-53093

Unit Size: 100 ul

Store at 4C short term. Aliquot and store at -20C long term. Avoid freeze-thaw cycles.

www.novusbio.com



technical@novusbio.com

Reviews: 3

Protocols, Publications, Related Products, Reviews, Research Tools and Images at:
www.novusbio.com/NBP1-53093

Updated 2/21/2025 v.20.1

**Earn rewards for product
reviews and publications.**

Submit a publication at www.novusbio.com/publications

Submit a review at www.novusbio.com/reviews/destination/NBP1-53093



NBP1-53093

Alpha Fodrin Antibody - BSA Free

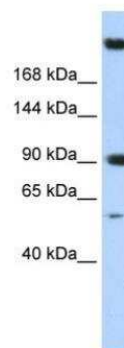
Product Information	
Unit Size	100 ul
Concentration	0.5 mg/ml
Storage	Store at 4C short term. Aliquot and store at -20C long term. Avoid freeze-thaw cycles.
Clonality	Polyclonal
Preservative	0.09% Sodium Azide
Isotype	IgG
Purity	Affinity purified
Buffer	PBS, 2% Sucrose
Target Molecular Weight	272 kDa

Product Description	
Description	The addition of 50% glycerol is optional for those storing this antibody at -20C and not aliquoting smaller units. However, please note that glycerol may interrupt some downstream antibody applications and should be added with caution.
Host	Rabbit
Gene ID	6709
Gene Symbol	SPTAN1
Species	Human, Mouse
Immunogen	Synthetic peptides corresponding to SPTAN1(spectrin, alpha, non-erythrocytic 1 (alpha-fodrin)) The peptide sequence was selected from the N terminal of SPTAN1. Peptide sequence MDPSGVKVLETAEDIQERRQQVLD RYHRFKELSTLRRQKLEDSYRFQFFQ. The peptide sequence for this immunogen was taken from within the described region.

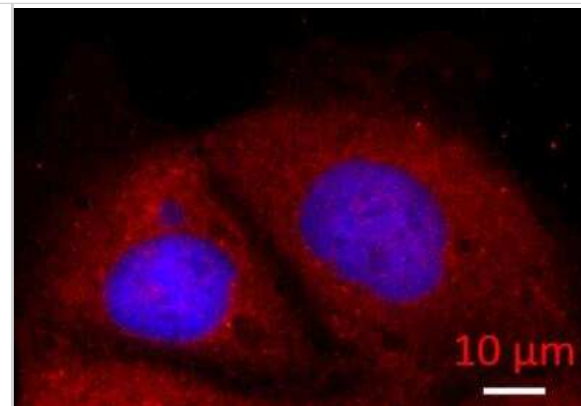
Product Application Details	
Applications	Western Blot, Immunocytochemistry/ Immunofluorescence, Immunohistochemistry, Immunohistochemistry-Paraffin, Immunoprecipitation
Recommended Dilutions	Western Blot 1.0 ug/ml, Immunohistochemistry 1:10-1:500, Immunocytochemistry/ Immunofluorescence 1:10-1:500, Immunoprecipitation 1:10-1:500, Immunohistochemistry-Paraffin 1:10-1:500

Images

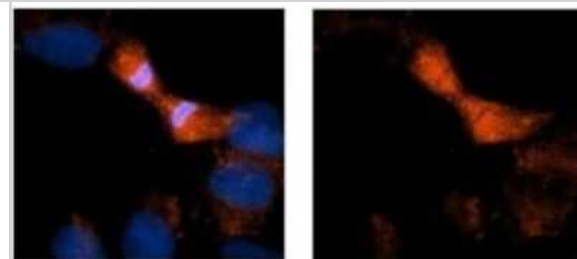
Western Blot: Alpha Fodrin Antibody [NBP1-53093] - NT-2 cell line, mouse brain, and rat brain, Antibody Titration: 0.2-1 ug/ml



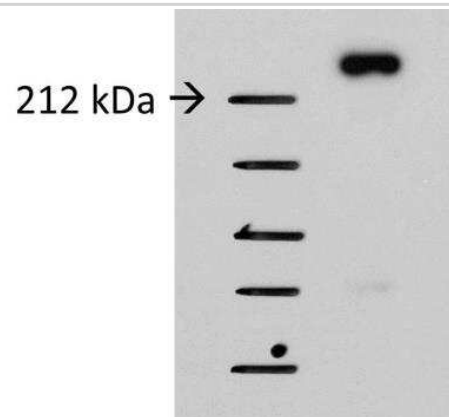
Immunocytochemistry/Immunofluorescence: Alpha Fodrin Antibody [NBP1-53093] - analysis of Alpha Fodrin in methanol-aceton fixed Caco-2 cells using anti-Alpha Fodrin antibody. Image from verified customer review.



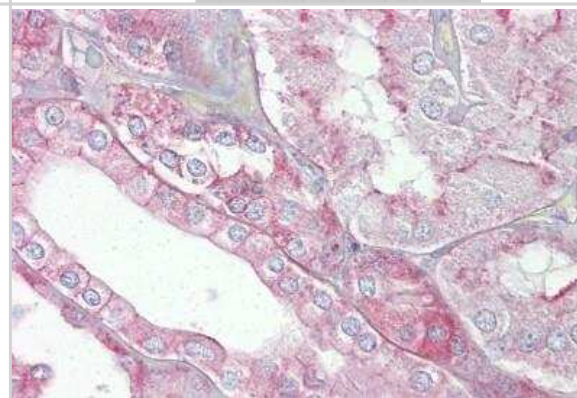
Immunohistochemistry: Alpha Fodrin Antibody [NBP1-53093] - Immunohistochemistry with NT-2 cell line, mouse brain, and rat brain tissue.



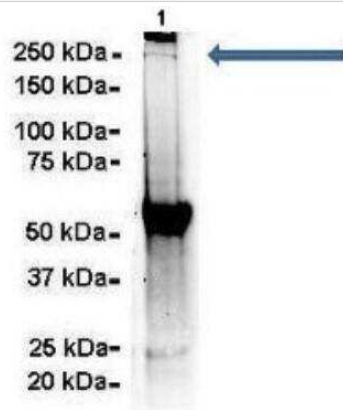
Western Blot: Alpha Fodrin Antibody [NBP1-53093] - analysis of Alpha Fodrin in caco-2 whole cell lysate using anti-Alpha Fodrin antibody. Image from verified customer review.



Immunohistochemistry-Paraffin: Alpha Fodrin Antibody [NBP1-53093] - Human Kidney tissue, 5 ug/ml.



Immunoprecipitation: Alpha Fodrin Antibody [NBP1-53093] - Titration: 2 ug/ml Positive Control: Mouse brain homogenate





Novus Biologicals USA

10730 E. Briarwood Avenue
Centennial, CO 80112
USA
Phone: 303.730.1950
Toll Free: 1.888.506.6887
Fax: 303.730.1966
nb-customerservice@bio-techne.com

Bio-Techne Canada

21 Canmotor Ave
Toronto, ON M8Z 4E6
Canada
Phone: 905.827.6400
Toll Free: 855.668.8722
Fax: 905.827.6402
canada.inquires@bio-techne.com

Bio-Techne Ltd

19 Barton Lane
Abingdon Science Park
Abingdon, OX14 3NB, United Kingdom
Phone: (44) (0) 1235 529449
Free Phone: 0800 37 34 15
Fax: (44) (0) 1235 533420
info.EMEA@bio-techne.com

General Contact Information

www.novusbio.com
Technical Support: nb-technical@bio-techne.com
Orders: nb-customerservice@bio-techne.com
General: novus@novusbio.com

Products Related to NBP1-53093

HAF008	Goat anti-Rabbit IgG Secondary Antibody [HRP]
NB7160	Goat anti-Rabbit IgG (H+L) Secondary Antibody [HRP]
NBP2-24891	Rabbit IgG Isotype Control
NBP1-89460PEP	Alpha Fodrin Recombinant Protein Antigen

Limitations

This product is for research use only and is not approved for use in humans or in clinical diagnosis. Primary Antibodies are guaranteed for 1 year from date of receipt.

For more information on our 100% guarantee, please visit www.novusbio.com/guarantee

Earn gift cards/discounts by submitting a review: www.novusbio.com/reviews/submit/NBP1-53093

Earn gift cards/discounts by submitting a publication using this product:
www.novusbio.com/publications

