

Product Datasheet

TXNIP Antibody - BSA Free

NBP1-52909

Unit Size: 100 ul

Store at 4C short term. Aliquot and store at -20C long term. Avoid freeze-thaw cycles.

www.novusbio.com



technical@novusbio.com

Publications: 1

Protocols, Publications, Related Products, Reviews, Research Tools and Images at:
www.novusbio.com/NBP1-52909

Updated 2/21/2025 v.20.1

Earn rewards for product reviews and publications.

Submit a publication at www.novusbio.com/publications

Submit a review at www.novusbio.com/reviews/destination/NBP1-52909



NBP1-52909

TXNIP Antibody - BSA Free

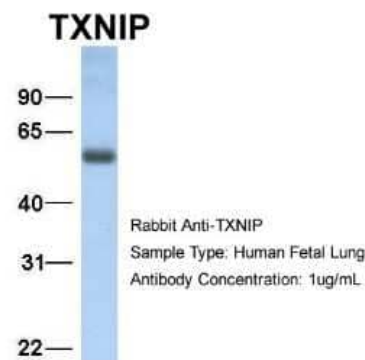
Product Information	
Unit Size	100 ul
Concentration	0.5 mg/ml
Storage	Store at 4C short term. Aliquot and store at -20C long term. Avoid freeze-thaw cycles.
Clonality	Polyclonal
Preservative	0.09% Sodium Azide
Isotype	IgG
Purity	Affinity purified
Buffer	PBS, 2% Sucrose
Target Molecular Weight	44 kDa

Product Description	
Description	The addition of 50% glycerol is optional for those storing this antibody at -20C and not aliquoting smaller units. However, please note that glycerol may interrupt some downstream antibody applications and should be added with caution.
Host	Rabbit
Gene ID	10628
Gene Symbol	TXNIP
Species	Human, Mouse
Immunogen	Synthetic peptides corresponding to TXNIP(thioredoxin interacting protein). The peptide sequence was selected from the C terminal of TXNIP (NP_006463). Peptide sequence: DTPEAPPCYMDVIPEDHRLESPTTPLLDDMDGSQDSPIFMYAPEFKFMPP. The peptide sequence for this immunogen was taken from within the described region.


Product Application Details	
Applications	Western Blot
Recommended Dilutions	Western Blot 1.0 ug/ml

Images

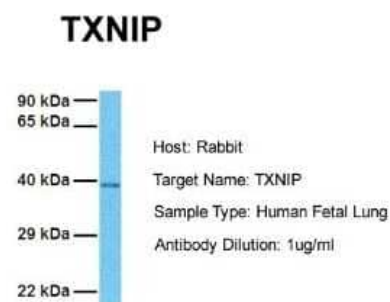
Western Blot: TXNIP Antibody [NBP1-52909] - Sample Type: Human Fetal Lung
Antibody Dilution: 1.0 ug/ml



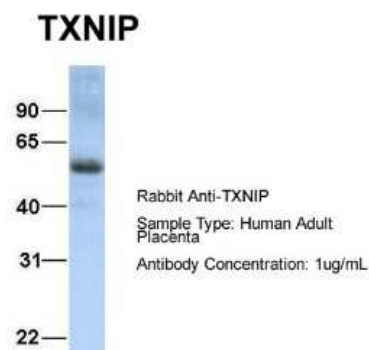
Western Blot: TXNIP Antibody [NBP1-52909] - Human Adult Placenta.



Western Blot: TXNIP Antibody [NBP1-52909] - Sample Tissue: Human Fetal Lung Antibody Dilution: 1.0 ug/ml



Western Blot: TXNIP Antibody [NBP1-52909] - Sample Type: Human Adult Placenta Antibody Dilution: 1.0 ug/ml



Western Blot: TXNIP Antibody [NBP1-52909] - Recommended Titration: 0.2 - 1 ug/ml ELISA Titer: 1:62500 Positive Control: Human heart



Publications

Haidy Yosri, Dalia H El-Kashef, Mohamed El-Sherbiny, Eman Said, Hatem A Salem Calycosin modulates NLRP3 and TXNIP-mediated pyroptotic signaling and attenuates diabetic nephropathy progression in diabetic rats; An insight. Biomedicine & pharmacotherapy = Biomedecine & pharmacotherapie 2022-10-25 [PMID: 36271546]



Novus Biologicals USA

10730 E. Briarwood Avenue
Centennial, CO 80112
USA
Phone: 303.730.1950
Toll Free: 1.888.506.6887
Fax: 303.730.1966
nb-customerservice@bio-techne.com

Bio-Techne Canada

21 Canmotor Ave
Toronto, ON M8Z 4E6
Canada
Phone: 905.827.6400
Toll Free: 855.668.8722
Fax: 905.827.6402
canada.inquires@bio-techne.com

Bio-Techne Ltd

19 Barton Lane
Abingdon Science Park
Abingdon, OX14 3NB, United Kingdom
Phone: (44) (0) 1235 529449
Free Phone: 0800 37 34 15
Fax: (44) (0) 1235 533420
info.EMEA@bio-techne.com

General Contact Information

www.novusbio.com
Technical Support: nb-technical@bio-techne.com
Orders: nb-customerservice@bio-techne.com
General: novus@novusbio.com

Products Related to NBP1-52909

HAF008	Goat anti-Rabbit IgG Secondary Antibody [HRP]
NB7160	Goat anti-Rabbit IgG (H+L) Secondary Antibody [HRP]
NBP2-24891	Rabbit IgG Isotype Control
NBP1-84784PEP	TXNIP Recombinant Protein Antigen

Limitations

This product is for research use only and is not approved for use in humans or in clinical diagnosis. Primary Antibodies are guaranteed for 1 year from date of receipt.

For more information on our 100% guarantee, please visit www.novusbio.com/guarantee

Earn gift cards/discounts by submitting a review: www.novusbio.com/reviews/submit/NBP1-52909

Earn gift cards/discounts by submitting a publication using this product:
www.novusbio.com/publications

