

Product Datasheet

CASKIN2 Antibody - BSA Free NBP1-52628

Unit Size: 100 ul

Store at 4C. Do not freeze.

www.novusbio.com



technical@novusbio.com

Protocols, Publications, Related Products, Reviews, Research Tools and Images at:
www.novusbio.com/NBP1-52628

Updated 9/9/2025 v.20.1

Earn rewards for product
reviews and publications.

Submit a publication at www.novusbio.com/publications

Submit a review at www.novusbio.com/reviews/destination/NBP1-52628



NBP1-52628

CASKIN2 Antibody - BSA Free

Product Information	
Unit Size	100 ul
Concentration	1.0 mg/ml
Storage	Store at 4C. Do not freeze.
Clonality	Polyclonal
Preservative	0.09% Sodium Azide
Isotype	IgG
Purity	Immunogen affinity purified
Buffer	Tris-Citrate/Phosphate (pH 7.0 - 8.0)

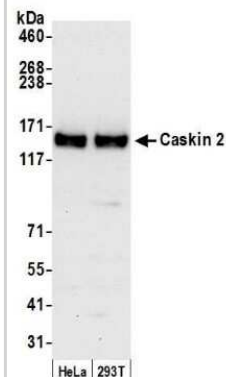
Product Description	
Description	Novus Biologicals Rabbit CASKIN2 Antibody - BSA Free (NBP1-52628) is a polyclonal antibody validated for use in WB and IP. All Novus Biologicals antibodies are covered by our 100% guarantee.
Host	Rabbit
Gene ID	57513
Gene Symbol	CASKIN2
Species	Human
Immunogen	The immunogen for this product maps to a region between residue 700 to 750 of human CASK Interacting Protein 2 using the numbering given in entry NP_065804.2 (GeneID 57513).

Product Application Details	
Applications	Western Blot, Immunoprecipitation
Recommended Dilutions	Western Blot, Immunoprecipitation 2-5 mcg/mg

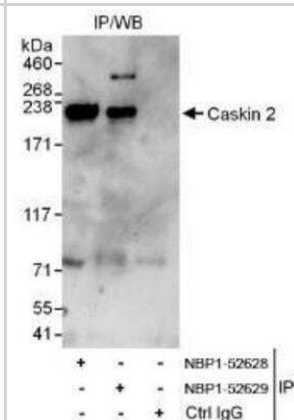


Images

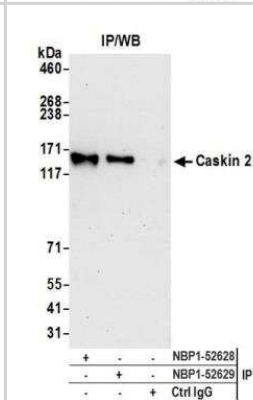
Western Blot: CASKIN2 Antibody [NBP1-52628] - Detection of human Caskin 2 by western blot. Samples: Whole cell lysate (50 ug) from HeLa and HEK293T cells prepared using NETN lysis buffer. Antibody: Affinity purified rabbit anti-Caskin 2 antibody NBP1-52628 used for WB at 0.4 ug/ml. Detection: Chemiluminescence with an exposure time of 30 seconds.



Western Blot: CASKIN2 Antibody [NBP1-52628] - Whole cell lysate (1 mg for IP, 20% of IP loaded) from HeLa cells. Antibodies: Affinity purified rabbit anti-Caskin 2 antibody used for IP at 6 mcg/mg lysate. Caskin 2 was also immunoprecipitated by rabbit anti-Caskin 2 antibody NBP1-52629, which recognizes a downstream epitope.



Immunoprecipitation: CASKIN2 Antibody [NBP1-52628] - Detection of human Caskin 2 by western blot of immunoprecipitates. Samples: Whole cell lysate (1.0 mg per IP reaction; 20% of IP loaded) from HeLa cells prepared using NETN lysis buffer. Antibodies: Affinity purified rabbit anti-Caskin 2 antibody NBP1-52628 used for IP at 3 ug per reaction. Caskin 2 was also immunoprecipitated by rabbit anti-Caskin 2 antibody NBP1-52629. For blotting immunoprecipitated Caskin 2, NBP1-52628 was used at 1 ug/ml. Detection: Chemiluminescence with an exposure time of 30 seconds.





Novus Biologicals USA

10730 E. Briarwood Avenue
Centennial, CO 80112
USA
Phone: 303.730.1950
Toll Free: 1.888.506.6887
Fax: 303.730.1966
nb-customerservice@bio-techne.com

Bio-Techne Canada

21 Canmotor Ave
Toronto, ON M8Z 4E6
Canada
Phone: 905.827.6400
Toll Free: 855.668.8722
Fax: 905.827.6402
canada.inquires@bio-techne.com

Bio-Techne Ltd

19 Barton Lane
Abingdon Science Park
Abingdon, OX14 3NB, United Kingdom
Phone: (44) (0) 1235 529449
Free Phone: 0800 37 34 15
Fax: (44) (0) 1235 533420
info.EMEA@bio-techne.com

General Contact Information

www.novusbio.com
Technical Support: nb-technical@bio-techne.com
Orders: nb-customerservice@bio-techne.com
General: novus@novusbio.com

Products Related to NBP1-52628

NBP2-33376H	Blue Marker Antibody (6F4-F6) [HRP]
HAF008	Goat anti-Rabbit IgG Secondary Antibody [HRP]
NB7160	Goat anti-Rabbit IgG (H+L) Secondary Antibody [HRP]
NBP2-24891	Rabbit IgG Isotype Control

Limitations

This product is for research use only and is not approved for use in humans or in clinical diagnosis. Primary Antibodies are guaranteed for 1 year from date of receipt.

For more information on our 100% guarantee, please visit www.novusbio.com/guarantee

Earn gift cards/discounts by submitting a review: www.novusbio.com/reviews/submit/NBP1-52628

Earn gift cards/discounts by submitting a publication using this product:
www.novusbio.com/publications

