

Product Datasheet

Septin-6 Antibody NBP1-51930

Unit Size: 0.1 mg

Store at -20C. Avoid freeze-thaw cycles.

www.novusbio.com



technical@novusbio.com

Publications: 1

Protocols, Publications, Related Products, Reviews, Research Tools and Images at:
www.novusbio.com/NBP1-51930

Updated 9/9/2025 v.20.1

Earn rewards for product
reviews and publications.

Submit a publication at www.novusbio.com/publications

Submit a review at www.novusbio.com/reviews/destination/NBP1-51930



NBP1-51930

Septin-6 Antibody

Product Information	
Unit Size	0.1 mg
Concentration	0.5 mg/ml
Storage	Store at -20C. Avoid freeze-thaw cycles.
Clonality	Polyclonal
Preservative	0.02% Sodium Azide
Isotype	IgG
Purity	Immunogen affinity purified
Buffer	Tris saline (20 mM Tris pH 7.3, 150 mM NaCl), 0.5% BSA

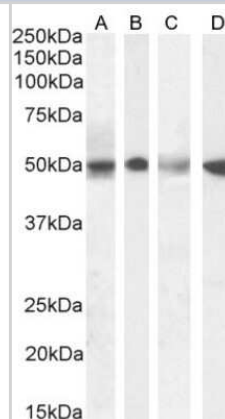
Product Description	
Description	Novus Biologicals Goat Septin-6 Antibody (NBP1-51930) is a polyclonal antibody validated for use in IHC, WB and ELISA. Anti-Septin-6 Antibody: Cited in 1 publication. All Novus Biologicals antibodies are covered by our 100% guarantee.
Host	Goat
Gene ID	23157
Gene Symbol	SEPTIN6
Species	Human
Specificity/Sensitivity	This antibody is expected to recognize the reported isoforms NP_665798.1, NP_055944.2 and NP_665801.1. Reported variants NP_665799.1 and NP_665798.1 represent identical protein.
Immunogen	Peptide with sequence C-DEVNAFKQRKTA corresponding to internal region according to NP_665798.1, NP_055944.2, NP_665801.1.

Product Application Details	
Applications	Western Blot, Immunohistochemistry-Paraffin, Immunohistochemistry, Peptide ELISA
Recommended Dilutions	Western Blot 0.1 - 1 ug/mL, Immunohistochemistry 3 - 5 ug/mL, Immunohistochemistry-Paraffin 3 - 5 ug/mL, Peptide ELISA Detection limit 1:4000
Application Notes	WB: Approx 50 kDa band observed in MOLT4, Daudi, Jurkat, Human Testis, Duodenum, Kidney and Tonsil lysates (calculated MW of 49.7 kDa according to NP_055944.2).

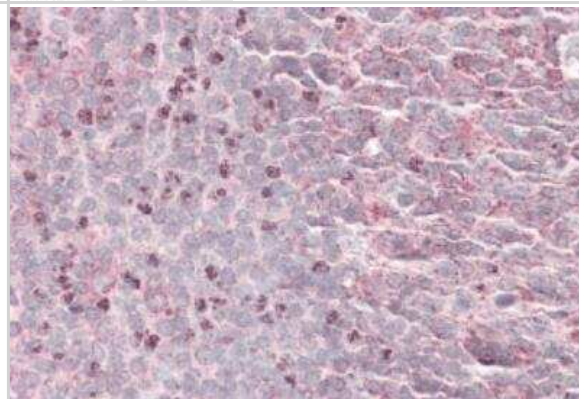


Images

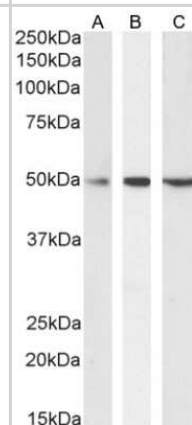
Western Blot: Septin-6 Antibody [NBP1-51930] - Staining (1ug/ml) of Human Testis (A), (0.1ug/ml) Duodenum (B), (0.5ug/ml) Kidney (C) and (0.3ug/ml) Tonsil (D) lysate (35ug protein in RIPA buffer). Detected by chemiluminescence.



Immunohistochemistry-Paraffin: Septin-6 Antibody [NBP1-51930] - Staining of paraffin embedded Human Tonsil. Antibody at 3.8 ug/mL. Steamed antigen retrieval with citrate buffer pH 6, AP-staining.



Western Blot: Septin-6 Antibody [NBP1-51930] - Staining (0.1ug/ml) of Daudi (A), Jurkat (B) and MOLT4 (C) cell lysate (35ug protein in RIPA buffer). Detected by chemiluminescence.



Publications

Kremer BE, Adang LA, Macara IG. Septins regulate actin organization and cell-cycle arrest through nuclear accumulation of NCK mediated by SOCS7. *Cell* 2007-09-07 [PMID: 17803907]



Novus Biologicals USA

10730 E. Briarwood Avenue
Centennial, CO 80112
USA
Phone: 303.730.1950
Toll Free: 1.888.506.6887
Fax: 303.730.1966
nb-customerservice@bio-techne.com

Bio-Techne Canada

21 Canmotor Ave
Toronto, ON M8Z 4E6
Canada
Phone: 905.827.6400
Toll Free: 855.668.8722
Fax: 905.827.6402
canada.inquires@bio-techne.com

Bio-Techne Ltd

19 Barton Lane
Abingdon Science Park
Abingdon, OX14 3NB, United Kingdom
Phone: (44) (0) 1235 529449
Free Phone: 0800 37 34 15
Fax: (44) (0) 1235 533420
info.EMEA@bio-techne.com

General Contact Information

www.novusbio.com
Technical Support: nb-technical@bio-techne.com
Orders: nb-customerservice@bio-techne.com
General: novus@novusbio.com

Products Related to NBP1-51930

NBP2-33376H	Blue Marker Antibody (6F4-F6) [HRP]
HAF017	Rabbit anti-Goat IgG Secondary Antibody [HRP (Horseradish Peroxidase)]
HAF109	Donkey anti-Goat IgG Secondary Antibody [HRP (Horseradish Peroxidase)]
NB410-28088-1mg	Goat IgG Isotype Control

Limitations

This product is for research use only and is not approved for use in humans or in clinical diagnosis. Primary Antibodies are guaranteed for 1 year from date of receipt.

For more information on our 100% guarantee, please visit www.novusbio.com/guarantee

Earn gift cards/discounts by submitting a review: www.novusbio.com/reviews/submit/NBP1-51930

Earn gift cards/discounts by submitting a publication using this product:
www.novusbio.com/publications



