

# Product Datasheet

## OCT4 Antibody (7E7) - BSA Free NBP1-51664

Unit Size: 0.1 ml

Store at 4C short term. Aliquot and store at -20C long term. Avoid freeze-thaw cycles.

[www.novusbio.com](http://www.novusbio.com)



[technical@novusbio.com](mailto:technical@novusbio.com)

Protocols, Publications, Related Products, Reviews, Research Tools and Images at:  
[www.novusbio.com/NBP1-51664](http://www.novusbio.com/NBP1-51664)

Updated 9/9/2025 v.20.1

Earn rewards for product  
reviews and publications.

Submit a publication at [www.novusbio.com/publications](http://www.novusbio.com/publications)

Submit a review at [www.novusbio.com/reviews/destination/NBP1-51664](http://www.novusbio.com/reviews/destination/NBP1-51664)



**NBP1-51664**

OCT4 Antibody (7E7) - BSA Free

Product Information	
Unit Size	0.1 ml
Concentration	This product is unpurified. The exact concentration of antibody is not quantifiable.
Storage	Store at 4C short term. Aliquot and store at -20C long term. Avoid freeze-thaw cycles.
Clonality	Monoclonal
Clone	7E7
Preservative	0.03% Sodium Azide
Isotype	IgG1
Purity	Unpurified
Buffer	Ascites
Target Molecular Weight	45 kDa

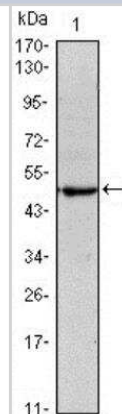
Product Description	
Description	Novus Biologicals Mouse OCT4 Antibody (7E7) - BSA Free (NBP1-51664) is a monoclonal antibody validated for use in WB, ELISA, Flow and ICC/IF. All Novus Biologicals antibodies are covered by our 100% guarantee.
Host	Mouse
Gene ID	5460
Gene Symbol	POU5F1
Species	Human
Marker	Embryonic Stem Cell Marker
Immunogen	Synthetic peptide derived from an internal portion of human OCT4. [Uniprot: Q01860]

Product Application Details	
Applications	Western Blot, ELISA, Flow Cytometry, Immunocytochemistry/ Immunofluorescence
Recommended Dilutions	Western Blot 1:500-1:2000, Flow Cytometry 1:200-1:400, ELISA 1:10000, Immunocytochemistry/ Immunofluorescence 1:200-1:1000

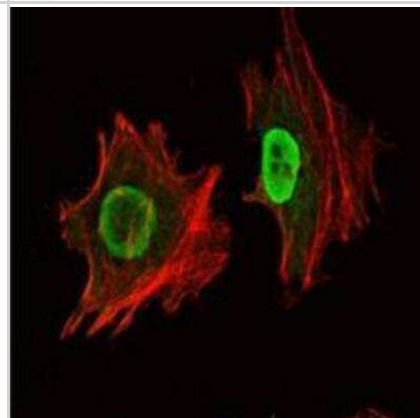


## Images

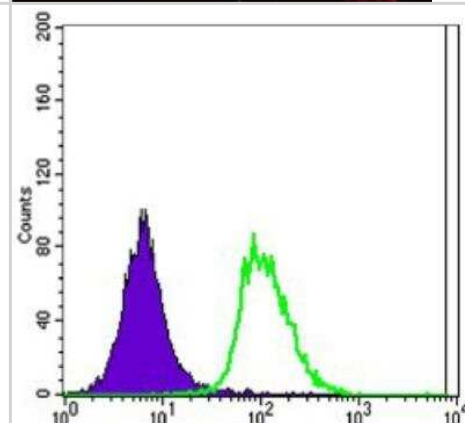
Western Blot: OCT4 Antibody (7E7) [NBP1-51664] - Analysis using OCT4 mouse mAb against NTERA-2 cell lysate.



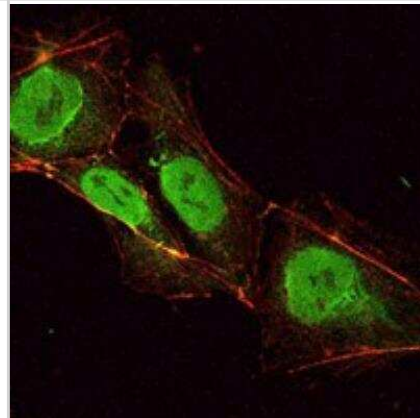
Immunocytochemistry/Immunofluorescence: OCT4 Antibody (7E7) [NBP1-51664] - Analysis of NTERA-2 cells using OCT4 mouse mAb (green). Actin filaments have been labeled with Alexa Fluor-555 phalloidin (red).



Flow Cytometry: OCT4 Antibody (7E7) [NBP1-51664] - Flow cytometric analysis of Jurket cells using OCT4 mouse mAb (green) and negative control (purple).



Immunocytochemistry/Immunofluorescence: OCT4 Antibody (7E7) [NBP1-51664] - Analysis of NTERA-2 cells using OCT4 mouse mAb (green). Actin filaments have been labeled with Alexa Fluor-555 phalloidin (red).





### **Novus Biologicals USA**

10730 E. Briarwood Avenue  
Centennial, CO 80112  
USA  
Phone: 303.730.1950  
Toll Free: 1.888.506.6887  
Fax: 303.730.1966  
nb-customerservice@bio-techne.com

### **Bio-Techne Canada**

21 Canmotor Ave  
Toronto, ON M8Z 4E6  
Canada  
Phone: 905.827.6400  
Toll Free: 855.668.8722  
Fax: 905.827.6402  
canada.inquires@bio-techne.com

### **Bio-Techne Ltd**

19 Barton Lane  
Abingdon Science Park  
Abingdon, OX14 3NB, United Kingdom  
Phone: (44) (0) 1235 529449  
Free Phone: 0800 37 34 15  
Fax: (44) (0) 1235 533420  
info.EMEA@bio-techne.com

### **General Contact Information**

www.novusbio.com  
Technical Support: nb-technical@bio-techne.com  
Orders: nb-customerservice@bio-techne.com  
General: novus@novusbio.com

### **Products Related to NBP1-51664**

---

NBP1-44968	NTERA-2 Whole Cell Lysate
NBP2-33376H	Blue Marker Antibody (6F4-F6) [HRP]
HAF007	Goat anti-Mouse IgG Secondary Antibody [HRP]
NB7539	Goat anti-Mouse IgG (H+L) Secondary Antibody [HRP]
NBP1-97005-0.5mg	Mouse IgG1 Isotype Control (MG1)

---

### **Limitations**

This product is for research use only and is not approved for use in humans or in clinical diagnosis. Primary Antibodies are guaranteed for 1 year from date of receipt.

For more information on our 100% guarantee, please visit [www.novusbio.com/guarantee](http://www.novusbio.com/guarantee)

Earn gift cards/discounts by submitting a review: [www.novusbio.com/reviews/submit/NBP1-51664](http://www.novusbio.com/reviews/submit/NBP1-51664)

Earn gift cards/discounts by submitting a publication using this product:  
[www.novusbio.com/publications](http://www.novusbio.com/publications)

