

Product Datasheet

Rab25 Antibody (3F12)

NBP1-51599

Unit Size: 0.1 ml

Store at 4C short term. Aliquot and store at -20C long term. Avoid freeze-thaw cycles.

www.novusbio.com



technical@novusbio.com

Publications: 1

Protocols, Publications, Related Products, Reviews, Research Tools and Images at:
www.novusbio.com/NBP1-51599

Updated 1/11/2026 v.20.1

Earn rewards for product reviews and publications.

Submit a publication at www.novusbio.com/publications

Submit a review at www.novusbio.com/reviews/destination/NBP1-51599



NBP1-51599

Rab25 Antibody (3F12)

Product Information	
Unit Size	0.1 ml
Concentration	This product is unpurified. The exact concentration of antibody is not quantifiable.
Storage	Store at 4C short term. Aliquot and store at -20C long term. Avoid freeze-thaw cycles.
Clonality	Monoclonal
Clone	3F12
Preservative	0.03% Sodium Azide
Isotype	IgG1
Purity	Ascites
Buffer	Ascites
Target Molecular Weight	24 kDa

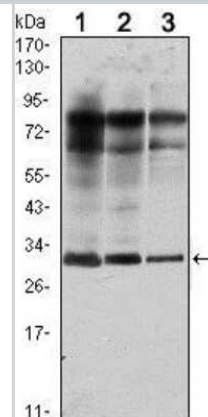
Product Description	
Description	Novus Biologicals Mouse Rab25 Antibody (3F12) (NBP1-51599) is a monoclonal antibody validated for use in IHC, WB, ELISA, Flow and ICC/IF. Anti-Rab25 Antibody: Cited in 1 publication. All Novus Biologicals antibodies are covered by our 100% guarantee.
Host	Mouse
Gene ID	57111
Gene Symbol	RAB25
Species	Human, Mouse
Reactivity Notes	Please note that this antibody is reactive to Mouse and derived from the same host, Mouse. Mouse-On-Mouse blocking reagent may be needed for IHC and ICC experiments to reduce high background signal. You can find these reagents under catalog numbers PK-2200-NB and MP-2400-NB. Please contact Technical Support if you have any questions.
Immunogen	Purified recombinant fragment of Rab25 expressed in E. Coli.

Product Application Details	
Applications	Western Blot, Immunohistochemistry-Paraffin, ELISA, Flow Cytometry, Immunocytochemistry/ Immunofluorescence, Immunohistochemistry, Knockdown Validated
Recommended Dilutions	Western Blot 1:500-1:2000, Flow Cytometry 1:200-1:400, ELISA 1:10000, Immunohistochemistry 1:200-1:1000, Immunocytochemistry/ Immunofluorescence 1:200-1:1000, Immunohistochemistry-Paraffin 1:200-1:1000, Knockdown Validated
Application Notes	Knockdown validation (PMID: 31564077).

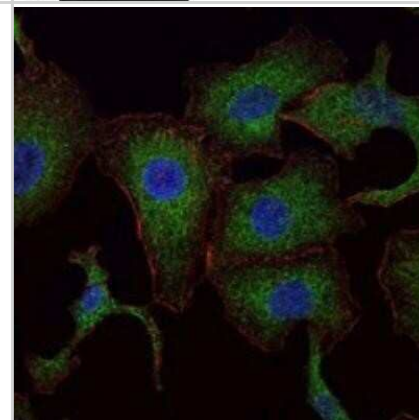


Images

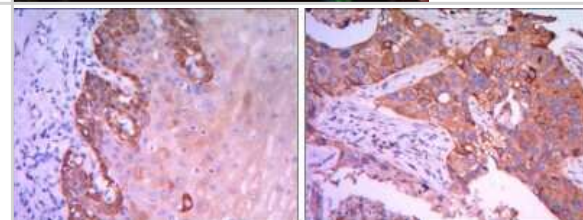
Western Blot: Rab25 Antibody (3F12) [NBP1-51599] - Analysis using Rab25 mouse mAb against MCF-7 (1), T47D (2) and GC7901 (3) cell lysate.



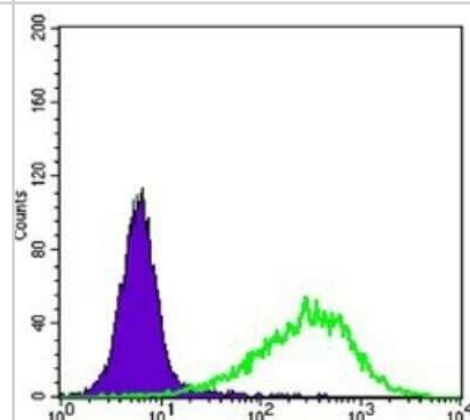
Immunocytochemistry/Immunofluorescence: Rab25 Antibody (3F12) [NBP1-51599] - Analysis of A549 cells using RAB25 mouse mAb (green). Blue: DRAQ5 fluorescent DNA dye. Red: Actin filaments have been labeled with Alexa Fluor-555 phalloidin.



Immunohistochemistry-Paraffin: Rab25 Antibody (3F12) [NBP1-51599] - Analysis of esophagus tissues (left) and human lung cancer (right) using Rab25 mouse mAb with DAB staining.



Flow Cytometry: Rab25 Antibody (3F12) [NBP1-51599] - Analysis of NIH/3T3 cells using Rab25 mouse mAb (green) and negative control (purple).



Publications

Jeong H, Lim KM, Goldenring JR, Nam KT Rab25 Deficiency Perturbs Epidermal Differentiation and Skin Barrier Function in Mice *Biomol Ther (Seoul)* 2019-11-01 [PMID: 31564077] (KD, IF/IHC, WB, Mouse)



Novus Biologicals USA

10730 E. Briarwood Avenue
Centennial, CO 80112
USA
Phone: 303.730.1950
Toll Free: 1.888.506.6887
Fax: 303.730.1966
nb-customerservice@bio-techne.com

Bio-Techne Canada

21 Canmotor Ave
Toronto, ON M8Z 4E6
Canada
Phone: 905.827.6400
Toll Free: 855.668.8722
Fax: 905.827.6402
canada.inquires@bio-techne.com

Bio-Techne Ltd

19 Barton Lane
Abingdon Science Park
Abingdon, OX14 3NB, United Kingdom
Phone: (44) (0) 1235 529449
Free Phone: 0800 37 34 15
Fax: (44) (0) 1235 533420
info.EMEA@bio-techne.com

General Contact Information

www.novusbio.com
Technical Support: nb-technical@bio-techne.com
Orders: nb-customerservice@bio-techne.com
General: novus@novusbio.com

Products Related to NBP1-51599

NBP2-33376H	Blue Marker Antibody (6F4-F6) [HRP]
HAF007	Goat anti-Mouse IgG Secondary Antibody [HRP]
NB7539	Goat anti-Mouse IgG (H+L) Secondary Antibody [HRP]
NBP1-97005-0.5mg	Mouse IgG1 Isotype Control (MG1)

Limitations

This product is for research use only and is not approved for use in humans or in clinical diagnosis. Primary Antibodies are guaranteed for 1 year from date of receipt.

For more information on our 100% guarantee, please visit www.novusbio.com/guarantee

Earn gift cards/discounts by submitting a review: www.novusbio.com/reviews/submit/NBP1-51599

Earn gift cards/discounts by submitting a publication using this product:
www.novusbio.com/publications

