

# Product Datasheet

## Laminin beta 1 Antibody (2D9G5) NBP1-51558

Unit Size: 0.1 ml

Store at 4C short term. Aliquot and store at -20C long term. Avoid freeze-thaw cycles.

[www.novusbio.com](http://www.novusbio.com)



[technical@novusbio.com](mailto:technical@novusbio.com)

**Reviews: 1**

Protocols, Publications, Related Products, Reviews, Research Tools and Images at:  
[www.novusbio.com/NBP1-51558](http://www.novusbio.com/NBP1-51558)

Updated 1/19/2026 v.20.1

**Earn rewards for product  
reviews and publications.**

Submit a publication at [www.novusbio.com/publications](http://www.novusbio.com/publications)

Submit a review at [www.novusbio.com/reviews/destination/NBP1-51558](http://www.novusbio.com/reviews/destination/NBP1-51558)



**NBP1-51558****Laminin beta 1 Antibody (2D9G5)**

<b>Product Information</b>	
<b>Unit Size</b>	0.1 ml
<b>Concentration</b>	This product is unpurified. The exact concentration of antibody is not quantifiable.
<b>Storage</b>	Store at 4C short term. Aliquot and store at -20C long term. Avoid freeze-thaw cycles.
<b>Clonality</b>	Monoclonal
<b>Clone</b>	2D9G5
<b>Preservative</b>	0.03% Sodium Azide
<b>Isotype</b>	IgG2a
<b>Purity</b>	Ascites
<b>Buffer</b>	Ascites

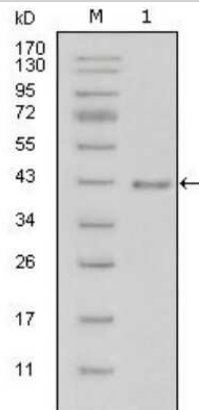
<b>Product Description</b>	
<b>Description</b>	Novus Biologicals Mouse Laminin beta 1 Antibody (2D9G5) (NBP1-51558) is a monoclonal antibody validated for use in IHC, WB, ELISA and ICC/IF. All Novus Biologicals antibodies are covered by our 100% guarantee.
<b>Host</b>	Mouse
<b>Gene ID</b>	3912
<b>Gene Symbol</b>	LAMB1
<b>Species</b>	Human
<b>Immunogen</b>	Purified recombinant fragment of Laminin beta 1 (aa31-270) expressed in E. Coli.

<b>Product Application Details</b>	
<b>Applications</b>	Western Blot, Immunohistochemistry-Paraffin, ELISA, Immunocytochemistry/Immunofluorescence, Immunohistochemistry
<b>Recommended Dilutions</b>	Western Blot 1:500-1:2000, ELISA 1:10000, Immunohistochemistry 1:200-1:1000, Immunocytochemistry/Immunofluorescence, Immunohistochemistry-Paraffin 1:10-1:500
<b>Application Notes</b>	ICC/IF reported in verified customer review.

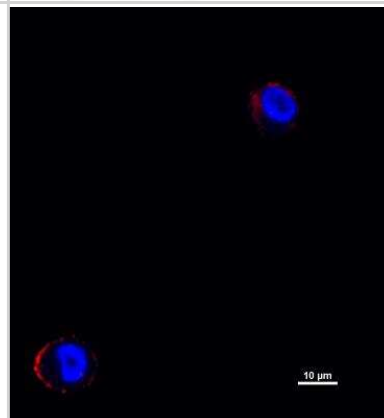


## Images

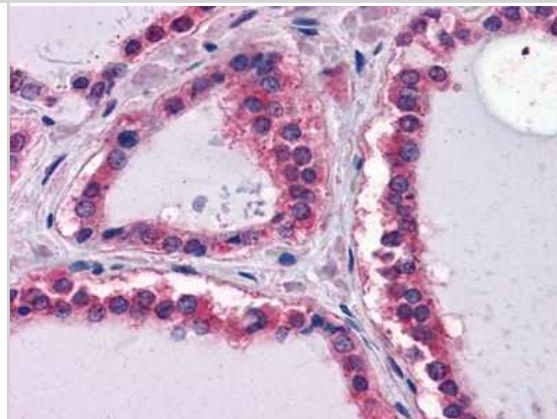
Western Blot: Laminin beta 1 Antibody (2D9G5) [NBP1-51558] - Analysis using LAMB1 mouse mAb against truncated LAMB1-His recombinant protein (1).



Immunocytochemistry/Immunofluorescence: Laminin beta 1 Antibody (2D9G5) [NBP1-51558] - Human salivary cells express laminin beta 1 (red) and direct its secretion to the cell membrane in 3D hyaluronan gels. Image from verified customer review.



Immunohistochemistry-Paraffin: Laminin beta 1 Antibody (2D9G5) [NBP1-51558] - Analysis of paraffin-embedded human Thyroid tissues using LAMB1 mouse mAb





### Novus Biologicals USA

10730 E. Briarwood Avenue  
Centennial, CO 80112  
USA  
Phone: 303.730.1950  
Toll Free: 1.888.506.6887  
Fax: 303.730.1966  
nb-customerservice@bio-techne.com

### Bio-Techne Canada

21 Canmotor Ave  
Toronto, ON M8Z 4E6  
Canada  
Phone: 905.827.6400  
Toll Free: 855.668.8722  
Fax: 905.827.6402  
canada.inquires@bio-techne.com

### Bio-Techne Ltd

19 Barton Lane  
Abingdon Science Park  
Abingdon, OX14 3NB, United Kingdom  
Phone: (44) (0) 1235 529449  
Free Phone: 0800 37 34 15  
Fax: (44) (0) 1235 533420  
info.EMEA@bio-techne.com

### General Contact Information

www.novusbio.com  
Technical Support: nb-technical@bio-techne.com  
Orders: nb-customerservice@bio-techne.com  
General: novus@novusbio.com

### Products Related to NBP1-51558

---

NBP2-33376H	Blue Marker Antibody (6F4-F6) [HRP]
HAF007	Goat anti-Mouse IgG Secondary Antibody [HRP]
NB7539	Goat anti-Mouse IgG (H+L) Secondary Antibody [HRP]
NBP1-96778	Mouse IgG2a Isotype Control (M2A)

---

### Limitations

This product is for research use only and is not approved for use in humans or in clinical diagnosis. Primary Antibodies are guaranteed for 1 year from date of receipt.

For more information on our 100% guarantee, please visit [www.novusbio.com/guarantee](http://www.novusbio.com/guarantee)

Earn gift cards/discounts by submitting a review: [www.novusbio.com/reviews/submit/NBP1-51558](http://www.novusbio.com/reviews/submit/NBP1-51558)

Earn gift cards/discounts by submitting a publication using this product:  
[www.novusbio.com/publications](http://www.novusbio.com/publications)

