

Product Datasheet

TPPP/p25 Antibody NBP1-49833

Unit Size: 0.1 mg

Store at -20C. Avoid freeze-thaw cycles.

www.novusbio.com



technical@novusbio.com

Publications: 2

Protocols, Publications, Related Products, Reviews, Research Tools and Images at:
www.novusbio.com/NBP1-49833

Updated 9/9/2025 v.20.1

Earn rewards for product
reviews and publications.

Submit a publication at www.novusbio.com/publications

Submit a review at www.novusbio.com/reviews/destination/NBP1-49833



NBP1-49833

TPPP/p25 Antibody

Product Information	
Unit Size	0.1 mg
Concentration	0.5 mg/ml
Storage	Store at -20C. Avoid freeze-thaw cycles.
Clonality	Polyclonal
Preservative	0.02% Sodium Azide
Isotype	IgG
Purity	Immunogen affinity purified
Buffer	Tris saline (20 mM Tris pH 7.3, 150 mM NaCl), 0.5% BSA

Product Description	
Description	Novus Biologicals Goat TPPP/p25 Antibody (NBP1-49833) is a polyclonal antibody validated for use in IHC, WB and ELISA. Anti-TPPP/p25 Antibody: Cited in 2 publications. All Novus Biologicals antibodies are covered by our 100% guarantee.
Host	Goat
Gene ID	11076
Gene Symbol	TPPP
Species	Human, Mouse, Rat
Immunogen	Peptide with sequence C-DPSKDRAAKRLSLES corresponding to internal region according to NP_008961.1.

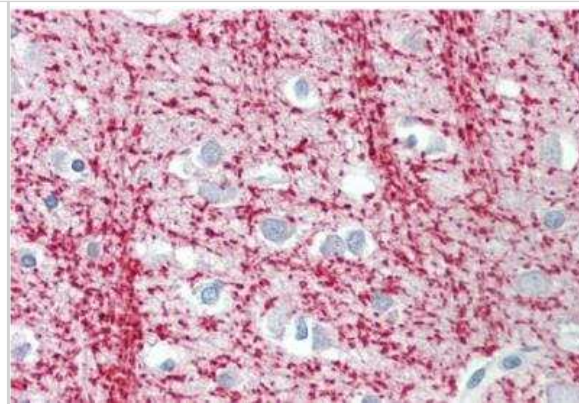
Product Application Details	
Applications	Western Blot, Immunohistochemistry-Paraffin, Immunohistochemistry, Peptide ELISA
Recommended Dilutions	Western Blot 0.0001-0.01 ug/ml, Immunohistochemistry 3.75 ug/ml, Immunohistochemistry-Paraffin, Peptide ELISA Detection limit 1:32000
Application Notes	WB: Approx. 26 kDa band observed in human brain is reported in scientific literature (PMID: 18028908). An additional band of unknown identity was also consistently observed at 17 kDa. This band was successfully blocked by incubation with the immunizing peptide. IHC-P: Human cerebral cortex shows cytoskeletal-like staining throughout the fibre network.

Images

Western Blot: TPPP/p25 Antibody [NBP1-49833] - (0.001ug/ml) staining of Mouse (A) and Rat (B) Brain lysate (35ug protein in RIPA buffer). Primary incubation was 1 hour. Detected by chemiluminescence




Immunohistochemistry-Paraffin: TPPP/p25 Antibody [NBP1-49833] - Staining of Human Cortex. Steamed antigen retrieval with citrate buffer pH 6, AP-staining.



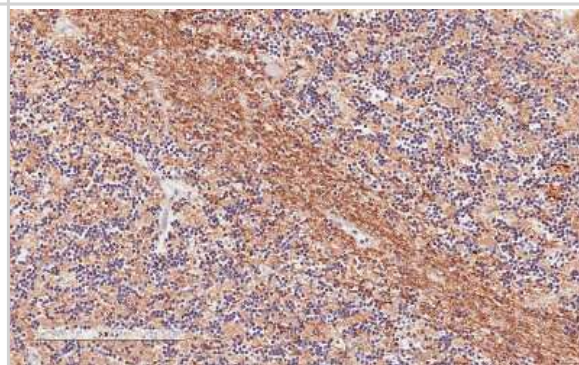
Western Blot: TPPP/p25 Antibody [NBP1-49833] - (0.001ug/ml) Analysis of Human Cerebellum lysate (35ug protein in RIPA buffer). Primary incubation was 1 hour. Detected by chemiluminescence.

250kDa
150kDa
100kDa
75kDa
50kDa
37kDa
25kDa
20kDa
15kDa

Immunohistochemistry-Paraffin: TPPP/p25 Antibody [NBP1-49833] - Negative Control showing staining of Human Cerebellum, with no primary antibody.



Immunohistochemistry-Paraffin: TPPP/p25 Antibody [NBP1-49833] - (2ug/ml) staining of Human Cerebellum. Microwaved antigen retrieval with citrate buffer pH 6, HRP-staining.



Publications

Ovadi J, Orosz F. An unstructured protein with destructive potential: TPPP/p25 in neurodegeneration. *BioEssays* 2009-06-01 [PMID: 19382230]

Acevedo K, Li R, Soo P et al. The phosphorylation of p25/TPPP by LIM kinase 1 inhibits its ability to assemble microtubules. *Exp Cell Res* 2007-12-01 [PMID: 18028908]



Novus Biologicals USA

10730 E. Briarwood Avenue
Centennial, CO 80112
USA

Phone: 303.730.1950

Toll Free: 1.888.506.6887

Fax: 303.730.1966

nb-customerservice@bio-techne.com

Bio-Techne Canada

21 Canmotor Ave
Toronto, ON M8Z 4E6
Canada

Phone: 905.827.6400

Toll Free: 855.668.8722

Fax: 905.827.6402

canada.inquires@bio-techne.com

Bio-Techne Ltd

19 Barton Lane
Abingdon Science Park
Abingdon, OX14 3NB, United Kingdom

Phone: (44) (0) 1235 529449

Free Phone: 0800 37 34 15

Fax: (44) (0) 1235 533420

info.EMEA@bio-techne.com

General Contact Information

www.novusbio.com

Technical Support: nb-technical@bio-techne.com

Orders: nb-customerservice@bio-techne.com

General: novus@novusbio.com

Products Related to NBP1-49833

NBP2-33376H	Blue Marker Antibody (6F4-F6) [HRP]
HAF017	Rabbit anti-Goat IgG Secondary Antibody [HRP (Horseradish Peroxidase)]
HAF109	Donkey anti-Goat IgG Secondary Antibody [HRP (Horseradish Peroxidase)]
NB410-28088-1mg	Goat IgG Isotype Control

Limitations

This product is for research use only and is not approved for use in humans or in clinical diagnosis. Primary Antibodies are guaranteed for 1 year from date of receipt.

For more information on our 100% guarantee, please visit www.novusbio.com/guarantee

Earn gift cards/discounts by submitting a review: www.novusbio.com/reviews/submit/NBP1-49833

Earn gift cards/discounts by submitting a publication using this product:
www.novusbio.com/publications



