

Product Datasheet

RNA Polymerase II/POLR2A [p Thr4] Antibody - BSA Free NBP1-49546

Unit Size: 0.1 ml

Store at 4C short term. Aliquot and store at -20C long term. Avoid freeze-thaw cycles.

www.novusbio.com



technical@novusbio.com

Reviews: 1 Publications: 4

Protocols, Publications, Related Products, Reviews, Research Tools and Images at:
www.novusbio.com/NBP1-49546

Updated 9/9/2025 v.20.1

**Earn rewards for product
reviews and publications.**

Submit a publication at www.novusbio.com/publications

Submit a review at www.novusbio.com/reviews/destination/NBP1-49546



NBP1-49546**RNA Polymerase II/POLR2A [p Thr4] Antibody - BSA Free**

Product Information	
Unit Size	0.1 ml
Concentration	1.1 mg/ml
Storage	Store at 4C short term. Aliquot and store at -20C long term. Avoid freeze-thaw cycles.
Clonality	Polyclonal
Preservative	0.05% Sodium Azide
Isotype	IgG
Purity	Immunogen affinity purified
Buffer	PBS and 30% Glycerol

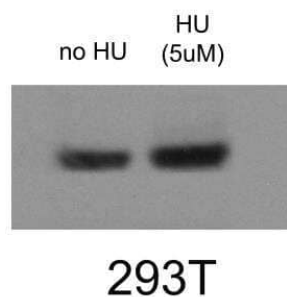
Product Description	
Description	Novus Biologicals Rabbit RNA Polymerase II/POLR2A [p Thr4] Antibody - BSA Free (NBP1-49546) is a polyclonal antibody validated for use in WB. Anti-RNA Polymerase II/POLR2A Antibody: Cited in 4 publications. All Novus Biologicals antibodies are covered by our 100% guarantee.
Host	Rabbit
Gene ID	5430
Gene Symbol	POLR2A
Species	Human, Chicken, Drosophila, Yeast
Specificity/Sensitivity	This antibody is specific for the phosphorylated Threonine found in position 4 of the RNA polymerase II CTD heptad.
Immunogen	A synthetic peptide made to a phosphorylated Threonine (position 4) of the CTD heptad in the human RNA polymerase II protein [UniProt P24928]

Product Application Details	
Applications	Western Blot, Dot Blot
Recommended Dilutions	Western Blot 1:1000, Dot Blot 1:1000
Application Notes	This RNA polymerase II antibody is useful for dot blot and Western blot.




Images


Western Blot: RNA Polymerase II/POLR2A [p Thr4] Antibody [NBP1-49546] - Western Blot analysis of RNA Pol II (pThr 4) in 293T cells. Image submitted via verified customer review.



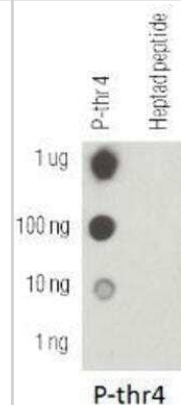
Western Blot: RNA Polymerase II/POLR2A [p Thr4] Antibody [NBP1-49546] - Analysis of RNA pol II CTD pT4 in A. DT40 cell lysate and B. HeLa cell lysate.



Western Blot: RNA Polymerase II/POLR2A [p Thr4] Antibody [NBP1-49546] - Flag-tagged Rpb1 was IP'd with Flag antibody. Western blotting was performed using P-thr4 antibody. 26r: Rpb1 with 26 all-consensus YSPTSPS repeat CTD. T4V: Rpb1 with 30 YSPVSPS repeat CTD.



Dot Blot: RNA Polymerase II/POLR2A [p Thr4] Antibody [NBP1-49546] - Dot blot analysis of RNA pol II CTD pT4 using phosphorylated and non-phosphorylated peptides.



Publications

Kamieniarz-Gdula K, Gdula MR, Panser K et al. Selective Roles of Vertebrate PCF11 in Premature and Full-Length Transcript Termination Mol. Cell 2019-02-21 [PMID: 30819644] (WB, Human)

Allepuz-Fuster P, Martinez-Fernandez V, Garrido-Godino Ai et al. Rpb4/7 facilitates RnA polymerase II CTD dephosphorylation. Nucleic Acids Res. 2014-11-21 [PMID: 25416796] (WB, Yeast)

Hsin JP, Xiang K, Manley JL. Function and control of RNA polymerase II CTD phosphorylation in vertebrate transcription and RNA processing. Mol. Cell. Biol. 2014-04-21 [PMID: 24752900] (WB, Human)

Hsin JP, Sheth A, Manley JL. RNAP II CTD phosphorylated on threonine-4 is required for histone mRNA 3' end processing. Science;334(6056):683-6. 2011-11-04 [PMID: 22053051] (WB, Human, Drosophila, Yeast)





Novus Biologicals USA

10730 E. Briarwood Avenue
Centennial, CO 80112
USA
Phone: 303.730.1950
Toll Free: 1.888.506.6887
Fax: 303.730.1966
nb-customerservice@bio-techne.com

Bio-Techne Canada

21 Canmotor Ave
Toronto, ON M8Z 4E6
Canada
Phone: 905.827.6400
Toll Free: 855.668.8722
Fax: 905.827.6402
canada.inquires@bio-techne.com

Bio-Techne Ltd

19 Barton Lane
Abingdon Science Park
Abingdon, OX14 3NB, United Kingdom
Phone: (44) (0) 1235 529449
Free Phone: 0800 37 34 15
Fax: (44) (0) 1235 533420
info.EMEA@bio-techne.com

General Contact Information

www.novusbio.com
Technical Support: nb-technical@bio-techne.com
Orders: nb-customerservice@bio-techne.com
General: novus@novusbio.com

Products Related to NBP1-49546

NBP2-33376H	Blue Marker Antibody (6F4-F6) [HRP]
HAF008	Goat anti-Rabbit IgG Secondary Antibody [HRP]
NB7160	Goat anti-Rabbit IgG (H+L) Secondary Antibody [HRP]
NBP2-24891	Rabbit IgG Isotype Control

Limitations

This product is for research use only and is not approved for use in humans or in clinical diagnosis. Primary Antibodies are guaranteed for 1 year from date of receipt.

For more information on our 100% guarantee, please visit www.novusbio.com/guarantee

Earn gift cards/discounts by submitting a review: www.novusbio.com/reviews/submit/NBP1-49546

Earn gift cards/discounts by submitting a publication using this product:
www.novusbio.com/publications

