

# Product Datasheet

## Piccolo Antibody (6H9-B6) - BSA Free NBP1-49453

Unit Size: 0.1 mg

Store at 4C short term. Aliquot and store at -20C long term. Avoid freeze-thaw cycles.

[www.novusbio.com](http://www.novusbio.com)



[technical@novusbio.com](mailto:technical@novusbio.com)

Protocols, Publications, Related Products, Reviews, Research Tools and Images at:  
[www.novusbio.com/NBP1-49453](http://www.novusbio.com/NBP1-49453)

Updated 9/9/2025 v.20.1

Earn rewards for product  
reviews and publications.

Submit a publication at [www.novusbio.com/publications](http://www.novusbio.com/publications)

Submit a review at [www.novusbio.com/reviews/destination/NBP1-49453](http://www.novusbio.com/reviews/destination/NBP1-49453)



**NBP1-49453**

Piccolo Antibody (6H9-B6) - BSA Free

Product Information	
Unit Size	0.1 mg
Concentration	1 mg/ml
Storage	Store at 4C short term. Aliquot and store at -20C long term. Avoid freeze-thaw cycles.
Clonality	Monoclonal
Clone	6H9-B6
Preservative	0.09% Sodium Azide
Isotype	IgG2b Kappa
Purity	Protein G purified
Buffer	PBS (pH 7.4), 50% Glycerol
Target Molecular Weight	550 kDa

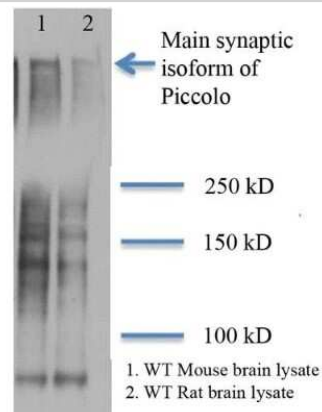
Product Description	
Description	Novus Biologicals Mouse Piccolo Antibody (6H9-B6) - BSA Free (NBP1-49453) is a monoclonal antibody validated for use in WB, ELISA and ICC/IF. All Novus Biologicals antibodies are covered by our 100% guarantee.
Host	Mouse
Gene ID	27445
Gene Symbol	PCLO
Species	Human, Mouse, Rat
Reactivity Notes	No cross-reactivity to Bassoon.
Marker	Synaptic Marker
Immunogen	Full length protein, BC001304.1

Product Application Details	
Applications	Western Blot, ELISA, Immunocytochemistry/ Immunofluorescence
Recommended Dilutions	Western Blot 1:1000, ELISA, Immunocytochemistry/ Immunofluorescence 1:100
Application Notes	1 ug/ml of Piccolo Antibody was sufficient for detection of Piccolo in 20 ug of rat brain tissue lysate by colorimetric immunoblot analysis using goat IgG:HRP as the secondary Antibody.

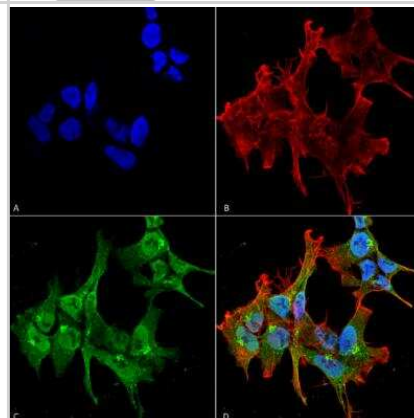


## Images

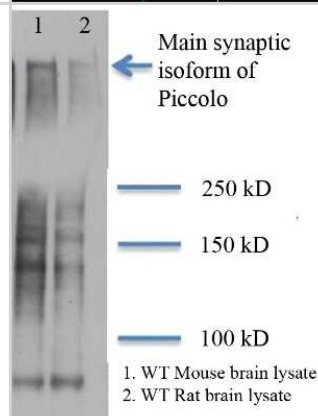
Western Blot: Piccolo Antibody (6H9-B6) [NBP1-49453] - Western Blot analysis of Rat and mouse brain lysates showing detection of Piccolo protein using Mouse Anti-Piccolo Monoclonal Antibody, Clone 6H9-B6 (NBP1-49453). Primary Antibody: Mouse Anti-Piccolo Monoclonal Antibody (NBP1-49453) at 1:1000. (1) Mouse brain lysate; (2) Rat brain lysate.



Immunocytochemistry/Immunofluorescence: Piccolo Antibody (6H9-B6) [NBP1-49453] - Analysis using Mouse Anti-Piccolo Monoclonal Antibody, Clone 6H9-B6. Tissue: Neuroblastoma cell line SK-N-BE. Species: Human. Fixation: 4% Formaldehyde for 15 min at RT. Primary Antibody: Mouse Anti-Piccolo Monoclonal Antibody at 1:100 for 60 min at RT. Secondary Antibody: Goat Anti-Mouse ATTO 488 at 1:100 for 60 min at RT. Counterstain: Phalloidin Texas Red F-Actin stain; DAPI (blue) nuclear stain at 1:1000, 1:5000 for 60min RT, 5min RT. Localization: Cytoplasm, Endoplasmic Reticulum, Nucleus. Magnification: 60X. (A) DAPI (blue) nuclear stain (B) Phalloidin Texas Red F-Actin stain (C) Piccolo Antibody (D) Composite.



Western Blot: Piccolo Antibody (6H9-B6) [NBP1-49453] - analysis of Rat and mouse brain lysates showing detection of Piccolo protein using Mouse Anti-Piccolo Monoclonal Antibody, Clone 6H9-B6 . Primary Antibody: Mouse Anti-Piccolo Monoclonal Antibody at 1:1000. (1) Mouse brain lysate; (2) Rat brain lysate.





### **Novus Biologicals USA**

10730 E. Briarwood Avenue  
Centennial, CO 80112  
USA  
Phone: 303.730.1950  
Toll Free: 1.888.506.6887  
Fax: 303.730.1966  
nb-customerservice@bio-techne.com

### **Bio-Techne Canada**

21 Canmotor Ave  
Toronto, ON M8Z 4E6  
Canada  
Phone: 905.827.6400  
Toll Free: 855.668.8722  
Fax: 905.827.6402  
canada.inquires@bio-techne.com

### **Bio-Techne Ltd**

19 Barton Lane  
Abingdon Science Park  
Abingdon, OX14 3NB, United Kingdom  
Phone: (44) (0) 1235 529449  
Free Phone: 0800 37 34 15  
Fax: (44) (0) 1235 533420  
info.EMEA@bio-techne.com

### **General Contact Information**

www.novusbio.com  
Technical Support: nb-technical@bio-techne.com  
Orders: nb-customerservice@bio-techne.com  
General: novus@novusbio.com

### **Products Related to NBP1-49453**

---

NBP2-33376H	Blue Marker Antibody (6F4-F6) [HRP]
HAF007	Goat anti-Mouse IgG Secondary Antibody [HRP]
NB7539	Goat anti-Mouse IgG (H+L) Secondary Antibody [HRP]
NBP1-43317-0.5mg	Mouse IgG2b Kappa Light Chain Isotype Control (MG2b)

---

### **Limitations**

This product is for research use only and is not approved for use in humans or in clinical diagnosis. Primary Antibodies are guaranteed for 1 year from date of receipt.

For more information on our 100% guarantee, please visit [www.novusbio.com/guarantee](http://www.novusbio.com/guarantee)

Earn gift cards/discounts by submitting a review: [www.novusbio.com/reviews/submit/NBP1-49453](http://www.novusbio.com/reviews/submit/NBP1-49453)

Earn gift cards/discounts by submitting a publication using this product:  
[www.novusbio.com/publications](http://www.novusbio.com/publications)

