

# Product Datasheet

## Prominin 2 Antibody (OT16B7) NBP1-47938

Unit Size: 0.1 ml

Store at -20C. Avoid freeze-thaw cycles.

[www.novusbio.com](http://www.novusbio.com)



[technical@novusbio.com](mailto:technical@novusbio.com)

Protocols, Publications, Related Products, Reviews, Research Tools and Images at:  
[www.novusbio.com/NBP1-47938](http://www.novusbio.com/NBP1-47938)

Updated 9/9/2025 v.20.1

Earn rewards for product  
reviews and publications.

Submit a publication at [www.novusbio.com/publications](http://www.novusbio.com/publications)

Submit a review at [www.novusbio.com/reviews/destination/NBP1-47938](http://www.novusbio.com/reviews/destination/NBP1-47938)



**NBP1-47938**

Prominin 2 Antibody (OTI6B7)

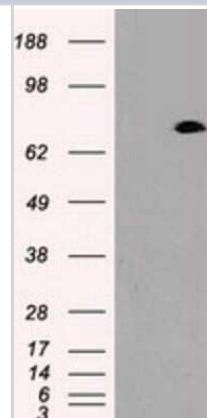
Product Information	
<b>Unit Size</b>	0.1 ml
<b>Concentration</b>	0.53 mg/ml
<b>Storage</b>	Store at -20C. Avoid freeze-thaw cycles.
<b>Clonality</b>	Monoclonal
<b>Clone</b>	OTI6B7
<b>Preservative</b>	0.02% Sodium Azide
<b>Isotype</b>	IgG1
<b>Purity</b>	Immunogen affinity purified
<b>Buffer</b>	PBS (pH 7.3), 1.0% BSA and 50% Glycerol
<b>Target Molecular Weight</b>	91.9 kDa

Product Description	
<b>Description</b>	Novus Biologicals Mouse Prominin 2 Antibody (OTI6B7) (NBP1-47938) is a monoclonal antibody validated for use in IHC and WB. All Novus Biologicals antibodies are covered by our 100% guarantee.
<b>Host</b>	Mouse
<b>Gene ID</b>	150696
<b>Gene Symbol</b>	PROM2
<b>Species</b>	Human
<b>Specificity/Sensitivity</b>	This antibody is specific for Homo sapiens prominin 2 (PROM2), transcript variant 3.
<b>Immunogen</b>	Full-length protein expressed in 293T cell transfected with human PROM2 expression vector

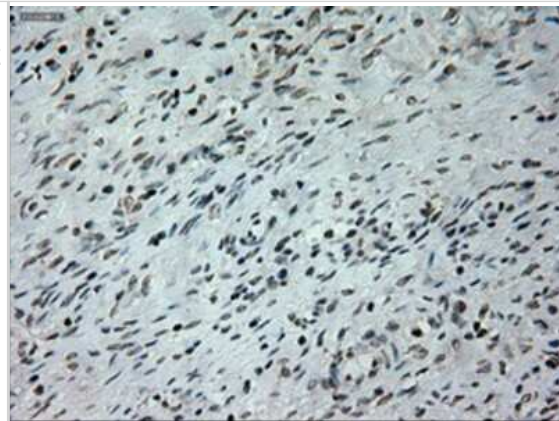
Product Application Details	
<b>Applications</b>	Western Blot, Immunohistochemistry-Paraffin, Immunohistochemistry
<b>Recommended Dilutions</b>	Western Blot 1:2000, Immunohistochemistry 1:50, Immunohistochemistry-Paraffin 1:50

**Images**

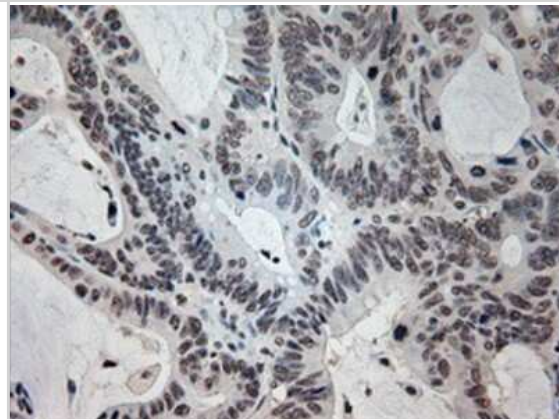
Western Blot: Prominin 2 Antibody (6B7) [NBP1-47938] - HEK293T cells were transfected with the pCMV6-ENTRY control (Left lane) or pCMV6-ENTRY Prominin 2 (Right lane) cDNA for 48 hrs and lysed. Equivalent amounts of cell lysates (5 ug per lane) were separated by SDS-PAGE and immunoblotted with anti-Prominin 2.



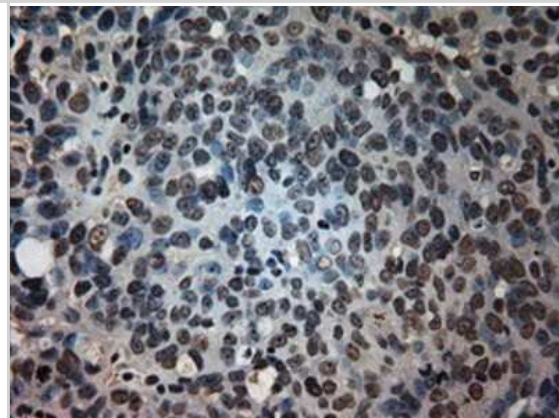
Immunohistochemistry-Paraffin: Prominin 2 Antibody (6B7) [NBP1-47938] Staining of paraffin-embedded Ovary tissue using anti-Prominin 2 mouse monoclonal antibody.



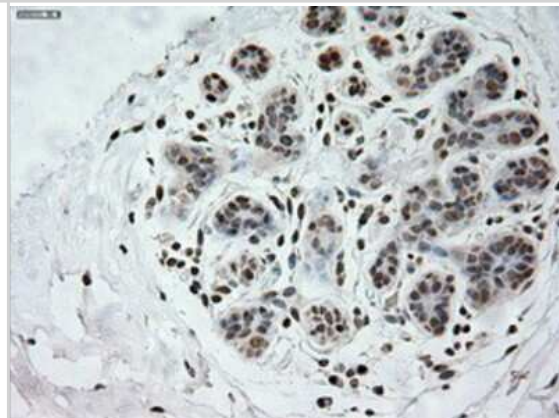
Immunohistochemistry-Paraffin: Prominin 2 Antibody (6B7) [NBP1-47938] - Staining of paraffin-embedded Adenocarcinoma of colon tissue using anti-Prominin 2 mouse monoclonal antibody.



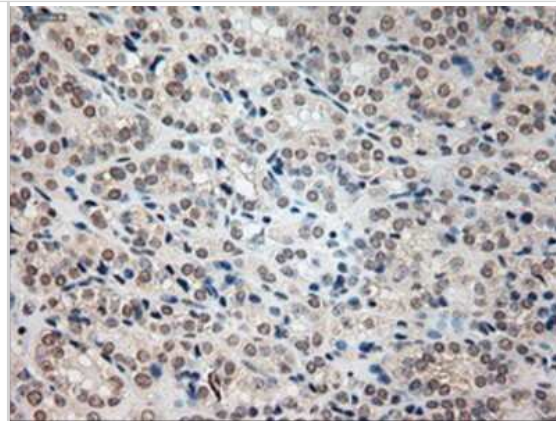
Immunohistochemistry-Paraffin: Prominin 2 Antibody (6B7) [NBP1-47938] - Staining of paraffin-embedded Adenocarcinoma of ovary tissue using anti-Prominin 2 mouse monoclonal antibody.



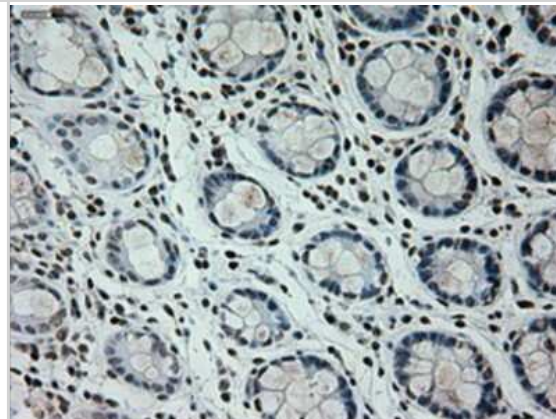
Immunohistochemistry-Paraffin: Prominin 2 Antibody (6B7) [NBP1-47938] - Staining of paraffin-embedded breast tissue using anti-Prominin 2 mouse monoclonal antibody.



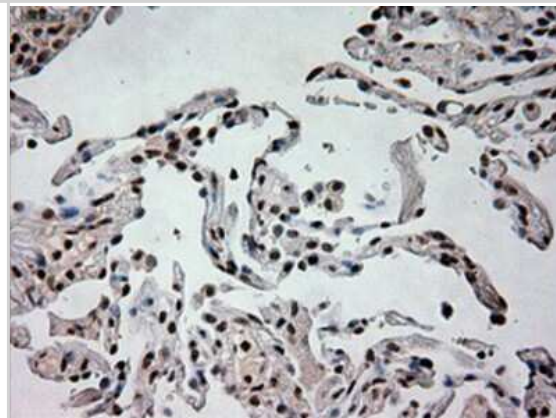
Immunohistochemistry-Paraffin: Prominin 2 Antibody (6B7) [NBP1-47938] - Staining of paraffin-embedded Carcinoma of thyroid tissue using anti-Prominin 2 mouse monoclonal antibody.



Immunohistochemistry-Paraffin: Prominin 2 Antibody (6B7) [NBP1-47938] - Staining of paraffin-embedded colon tissue using anti-Prominin 2 mouse monoclonal antibody.



Immunohistochemistry-Paraffin: Prominin 2 Antibody (6B7) [NBP1-47938] - Staining of paraffin-embedded lung tissue using anti-Prominin 2 mouse monoclonal antibody.





### **Novus Biologicals USA**

10730 E. Briarwood Avenue  
Centennial, CO 80112  
USA  
Phone: 303.730.1950  
Toll Free: 1.888.506.6887  
Fax: 303.730.1966  
nb-customerservice@bio-techne.com

### **Bio-Techne Canada**

21 Canmotor Ave  
Toronto, ON M8Z 4E6  
Canada  
Phone: 905.827.6400  
Toll Free: 855.668.8722  
Fax: 905.827.6402  
canada.inquires@bio-techne.com

### **Bio-Techne Ltd**

19 Barton Lane  
Abingdon Science Park  
Abingdon, OX14 3NB, United Kingdom  
Phone: (44) (0) 1235 529449  
Free Phone: 0800 37 34 15  
Fax: (44) (0) 1235 533420  
info.EMEA@bio-techne.com

### **General Contact Information**

www.novusbio.com  
Technical Support: nb-technical@bio-techne.com  
Orders: nb-customerservice@bio-techne.com  
General: novus@novusbio.com

### **Products Related to NBP1-47938**

---

NB820-60568	Human Bladder Membrane Tissue Lysate (Adult Membrane Normal)
NBP2-33376H	Blue Marker Antibody (6F4-F6) [HRP]
HAF007	Goat anti-Mouse IgG Secondary Antibody [HRP]
NB7539	Goat anti-Mouse IgG (H+L) Secondary Antibody [HRP]
NBP1-97005-0.5mg	Mouse IgG1 Isotype Control (MG1)

---

### **Limitations**

This product is for research use only and is not approved for use in humans or in clinical diagnosis. Primary Antibodies are guaranteed for 1 year from date of receipt.

For more information on our 100% guarantee, please visit [www.novusbio.com/guarantee](http://www.novusbio.com/guarantee)

Earn gift cards/discounts by submitting a review: [www.novusbio.com/reviews/submit/NBP1-47938](http://www.novusbio.com/reviews/submit/NBP1-47938)

Earn gift cards/discounts by submitting a publication using this product:  
[www.novusbio.com/publications](http://www.novusbio.com/publications)

